NOTE: IN ALL PARTS OF STRUCTURE WHERE 1-1⅛" AND 1¼" RIVETS ARE SPECIFIED THE HOLES SHALL BE PUNCHED ⅛ LESS IN DIA. THAN THE RIVET AND REAMED TO SUIT THE RIVET AFTER THE MATERIAL IS IN PLACE.

SPAR DK OUTER STRINGER 76½ x 47.5#
SPAR DK INNER STRINGER 54 x 47.5#
QUINTUPLE RIV. BUTT LAPS 22½" WIDE
¼ RIV. 5" PITCH
PLATES TO BE SCARPHED IN WAY OF BUTT LAPS

GUNWALE BAR 8.8.51# FOR ⅜ L ⊗ TO 6.4.26.7# AT ENDS ¼ RIV. ⅝ PITCH DBL. RIV.

72 x 47.5# FOR ⅜ L ⊗ TO 19# AT ENDS
QUINTUPLE RIV. BUTT LAPS 22½" WIDE
¼ RIV. 5" PITCH
PLATES TO BE SCARPHED IN WAY OF BUTT LAPS

72 x 40# FOR ⅜ L ⊗ TO 19# AT ENDS
QUINTUPLE RIV. BUTT LAPS 20" WIDE
⅜ RIV. 4½" PITCH
PLATES TO BE SCARPHED IN WAY OF BUTT LAPS

26# FOR ⅜ L ⊗ TO 19# AT ENDS
QUAD. RIV. BUTT LAPS 12" WIDE
⅞ RIV. 3½" PITCH

26# FOR ⅜ L ⊗ TO 19# AT ENDS
SINGLE BUTT STRAPS 22 x 36"
⅞ RIV. 3½" PITCH QUAD. RIVS.
1 DIA. RIV. 6" PITCH ALONG EDGES WITH 4" TACK RIV. BEVELED EDGES EACH SPACE

31# FOR ⅜ L ⊗ TO 19# AT ENDS
QUAD. RIV. BUTT LAPS 13½" WIDE
1" RIV. 4" PITCH

31 FOR ⅜ L ⊗ TO 19# AT ENDS
QUAD. RIV. BUTT LAPS 13½" WIDE
1" RIV. 4" PITCH

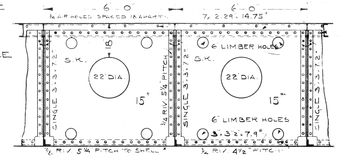

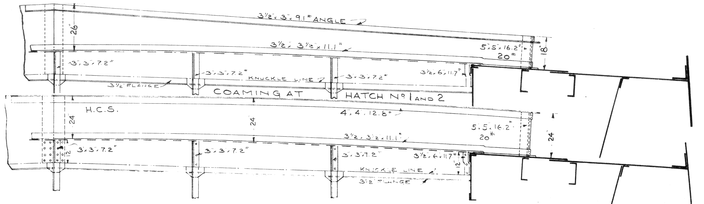

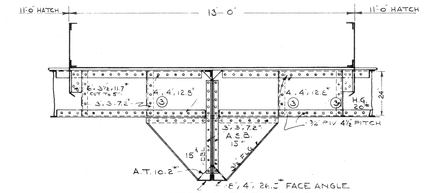

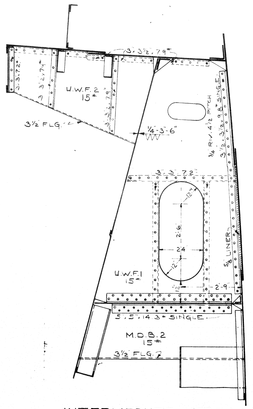

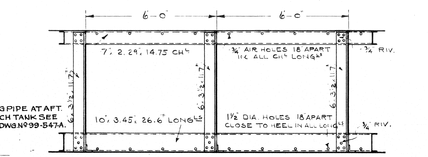

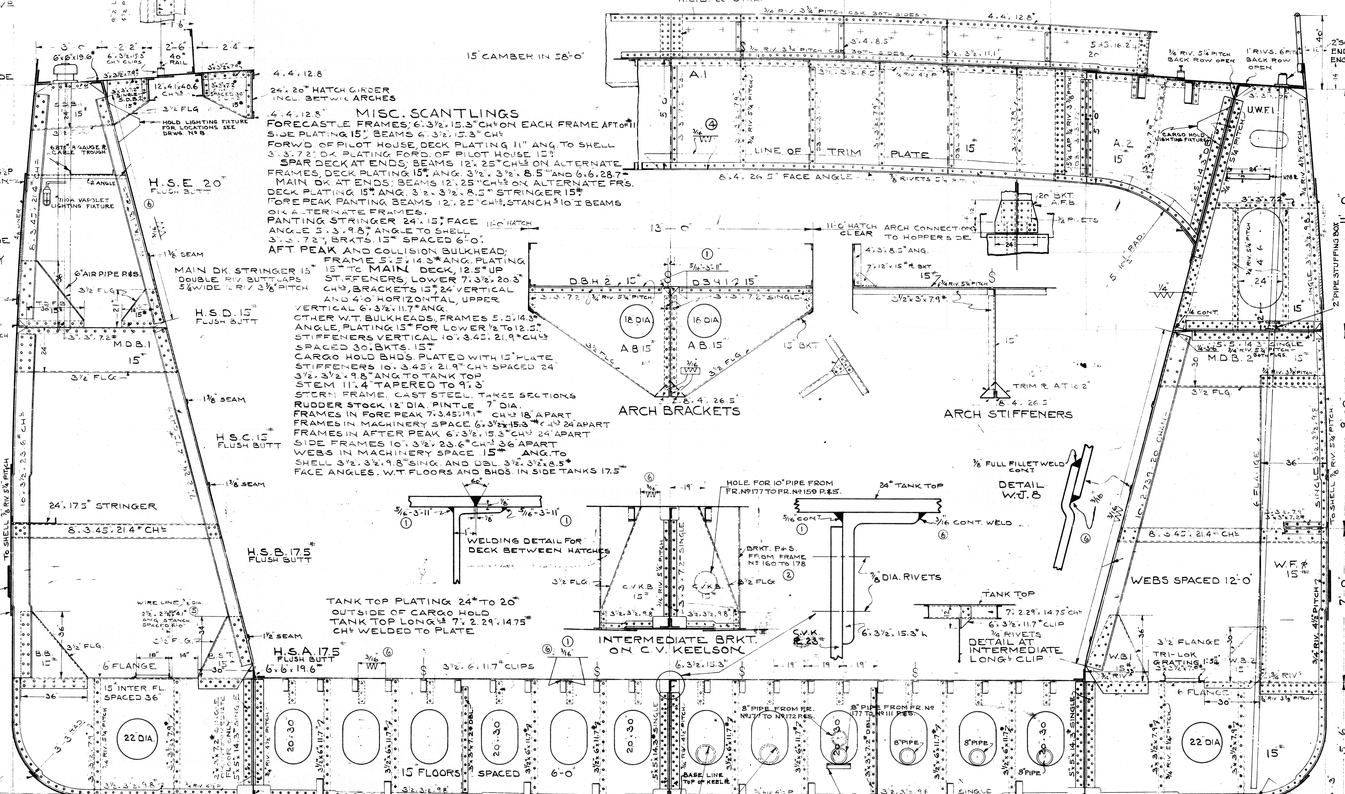

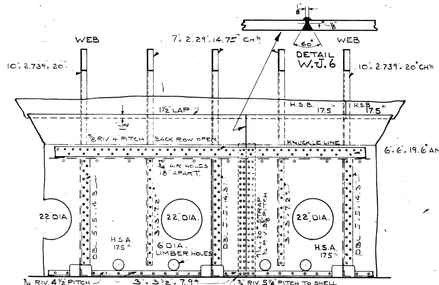

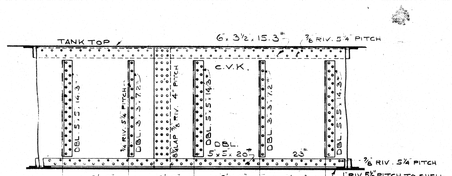

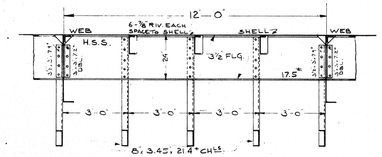

ALTERATIONS	
1	WELDING
2	C.V.K. BKT. FR. 160 TO 178
3	ANGLE REVERSED
4	CONT. WELD; FILL WITH HYDROLENE
5	WIRE LINE RAIL ON INBOARD SIDE OF WALK
6	WELDING CHANGED
7	

PRINCIPAL DIMENSIONS

LENGTH OVERALL	610-9"	
LENGTH BETWEEN PERP.	593-9¾"	(STEM TO ⊗ OF RUDDER STOCK)
BREADTH MOLDED	60-0"	
DEPTH MOLDED	32-6"	

EQUIPMENT

TWO BOWER ANCHORS	8000#
ONE STERN ANCHOR	6000#
330 FATHOMS WARPS	1" DIA. WIRE
180 FATHOMS CHAIN	2¼" DIA. CHAIN
70 FATHOMS	1¼" DIA. WIRE

STR. Nº [redacted]
MIDSHIP SECTION

PRINT [redacted] DRAWING Nº 3
ISSUED
SCALE ½" = 1 FOOT
MARCH 20, 1937 TRACING Nº 8
AM.S.B.G. 610-811