



CITY OF DULUTH
PURCHASING DIVISION
Room 100 City Hall
411 West First Street
Duluth, Minnesota 55802-1199
218/730-5340
purchasing@duluthmn.gov

Addendum 2
File # 18-0036 (17-0426 REBID)
City Hall Interior Renovations

The attached addendum serves to notify all bidders of changes to the solicitation documents.

Please acknowledge receipt of this Addendum by initialing and dating Addendum #2 below the bid form on the invitation for bids.

Posted: December 20, 2017

December 19, 2017

**Duluth City Hall Interior Renovations
411 West 1st Street, Duluth, MN
Bid #18-0036 (Rebid of 17-0426)**

Bid Opening Date: Wednesday, January 10, 2018, 2:00 PM CST

NOTICE TO BIDDERS

The following addendum shall be appended to and shall become a part of the plans and specifications for Duluth City Hall Interior Renovations, 411 West 1st Street, Duluth, Minnesota

This addendum supersedes and supplants all previous reference to similar items.

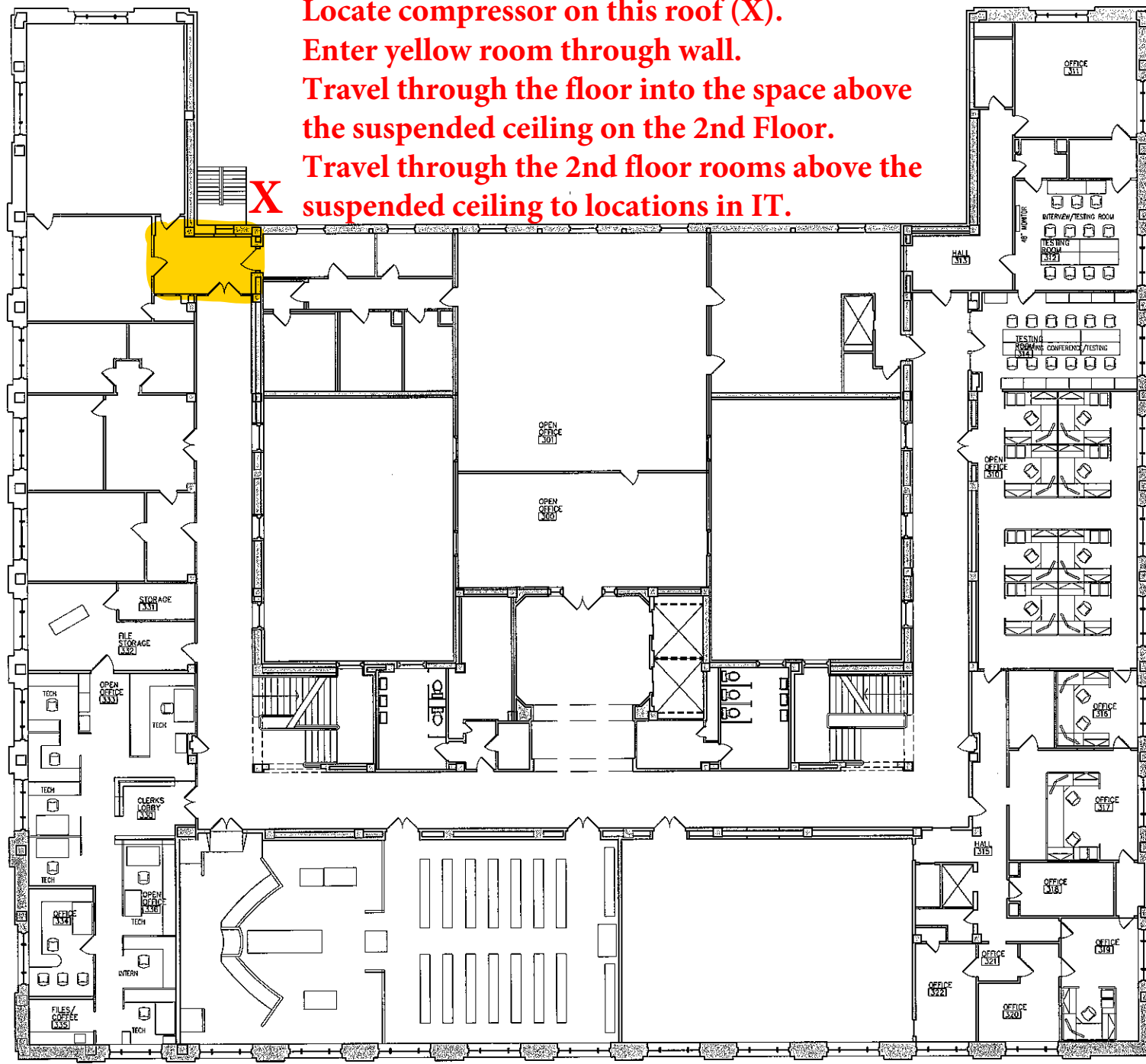
RW FERN ASSOCIATES INC.

ADDENDUM #2

1. Attendance sheets from the Pre-bid Meetings are posted to the City's website.
2. Mechanical Design Build. There will be a base bid allowance of \$5,000.00 per sink. If the installation requires additional work it will be performed on a Time and Material basis and qualify for a change order.
3. Project Start/End dates. The start date should be approximately one month after City Council approval of the contract. The goal would be to complete the project eighteen months after the start date.
4. Fire system upgrades are not within the scope of this project. Fire system work is limited to work that is required due to project construction.
5. Elevator pads will be made available to the contractors for use in an elevator designated for construction use.
6. New location for the AC compressor(s). Please see attached.
7. All sink and countertops indicated at Rooms 114a (Sheet A1.1), Room 135 (Sheet A2.1) and Room 243 (Sheet A5.1) will be lowered to 34" a.f.f to the top of counter.

END OF ADDENDUM

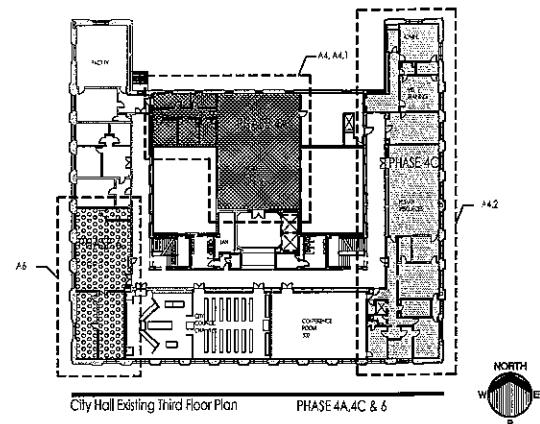
Attachment:
AC Compressor Location




Locate compressor on this roof (X).
 Enter yellow room through wall.
 Travel through the floor into the space above
 the suspended ceiling on the 2nd Floor.
 Travel through the 2nd floor rooms above the
 suspended ceiling to locations in IT.

1 3RD FLOOR FURNITURE AND FILES LAYOUT - PHASE 4A, 4C & 6
 FF3 FOR MECHANICAL, ELECTRICAL & DATA REFERENCE. COORDINATE AS REQUIRED.

- FOR REFERENCE ONLY
 1/8"=1'-0"



City Hall Existing Third Floor Plan PHASE 4A, 4C & 6



I hereby certify that this plan, specification, or report was prepared by me or under my direct supervision and that I am a duly Licensed Architect in the State of Minnesota.
 PROJECT FIRM: RW FEM ASSOCIATES
 REG. NO. 27089

3RD FLR FURNITURE AND FILES LAYOUT
 PHASE 4A, 4C & 6

RW Fem Associates Inc. Architect, 413 East Superior Street, Duluth, Minnesota 55802 (218) 722-8271
 DULUTH CITY HALL - PROJECT # 17-426
 INTERIOR RENOVATIONS
 411 WEST FIRST STREET, DULUTH, MN. 55802

PHASE 4A, 4C & 6

LINE IS TWO INCHES
 AT FULL SCALE on a 30x42 sheet
 (IF NOT 2" - SCALE ACCORDINGLY)

Sheet: FF3
 of: 3