

May 19, 2015

**City of Duluth Firehall Laundry Rooms
Firehalls 1, 2, 4, 6, 7, 8, 10, and 11
Bid Number: 15-02AF**

Bids Close Thursday, June 4, 2015, 10:00 a.m.

NOTICE TO BIDDERS

The following addendum shall be appended to and shall become a part of the plans and specifications for City of Duluth Firehall Laundry Rooms, Firehalls 1, 2, 4, 6, 7, 8, 10, and 11.

This addendum supersedes and supplants all previous reference to similar items.

RW FERN ASSOCIATES INC.

ADDENDUM #2

1. Revised Bid Date: Bids will be received until 10:00 AM, June 4, 2015.
2. The following information is attached to this addendum for bidder's information.
 - Pre-Bid Meeting sign in sheet.
 - Cut sheets for washer and dryer furnished by the City.
 - Cut sheet example of stainless steel sink/drain board.
 - Telephone contact numbers for each Fire Hall.

END OF ADDENDUM

5/19/15 DUTCH FIREMAN LAUNDRY

ROBERT FEEL FEEL ASSOCIATES

722-0271

Kyle Erickson MGC

218-262-6622

Rodney Carlson Carlson Bros

218 723-8351

Robert Hurd City of Duluth

218 626-5130

Duane Holan DHCC

218 628-2257

Scott HERTKE G&M

218-722-2555

Speed Queen® Multi-Housing

Quantum® Commercial Stainless Steel Front Load Washer

Front Control

Pump Drain




ENERGY STAR® Certified

BUILT FOR RELIABLE PERFORMANCE






- Secured coin vaults with integrated meter case (coin only)
- Suspension with out-of-balance logic
- Industry leading 1200 spin speed exerts 440 g-force extraction
- U.S. DOE compliance for energy and water efficiencies
- Commercial-grade stainless steel washtub
- Extra-wide 15.5" door opening and 180° door swing
- Four compartment supply dispenser

QUANTUM CONTROL

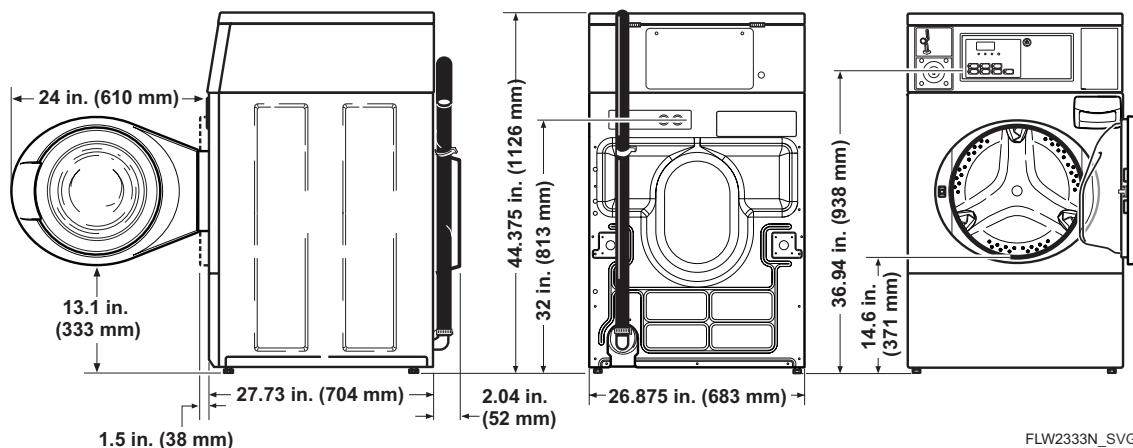
- Easy-to-read digital display
- Cycle programming flexibility
- Multi-level vend pricing
- Cycle modifier selection
- Card and coin transactions
- Wash Alert™ with Service Alert capable



QUANTUM® COMMERCIAL FRONT LOAD WASHER SPECIFICATIONS

MODELS and ACTIVATION {NOTE: Coin Box Sold Separately}	SFNNCASP113TN01  Coin "C"	SFNWCASP113TN01  Coin "C"	SFNNYASP113TN01  Prep Card "Y"	SFNWYASP113TN01  Prep Card "Y"	SFNNXASP113TN01  Prep Coin "X"
Appearance					
Color Top Finish	Stainless	Stainless	Stainless	Stainless	Stainless
Control Panel Selection	Front	Front	Front	Front	Front
Meter Case	High Capacity	High Capacity	--	--	High Capacity
Water and Energy Info					
Modified Energy Factor "MEF" ft³/kWh/cycle (Liters/kWh/cycle)	2.98 (84.48)	2.98 (84.48)	2.98 (84.48)	2.98 (84.48)	2.98 (84.48)
Water Factor "WF" - gal/ft³ (Liters/Liter/cycle)	3.8 (0.52)	3.8 (0.52)	3.8 (0.52)	3.8 (0.52)	3.8 (0.52)
Water Consumption - gal (Liter)	11.7 (44.3)	11.7 (44.3)	11.7 (44.3)	11.7 (44.3)	11.7 (44.3)
Technical Info					
Cylinder Volume - cu. ft. (liters)	3.42 (96.8)	3.42 (96.8)	3.42 (96.8)	3.42 (96.8)	3.42 (96.8)
Weight - lb (kg)	270 (122.5)	270 (122.5)	270 (122.5)	270 (122.5)	270 (122.5)
Shipping Weight - lb (kg)	290 (131.5)	290 (131.5)	290 (131.5)	290 (131.5)	290 (131.5)
Electrical Requirements	120/60/1-15 amp	120/60/1-15 amp	120/60/1-15 amp	120/60/1-15 amp	120/60/1 - 15 amp
Overall Dimensions WxDxH - in (mm): 26 7/8 (683) x 27 3/4 (704) x 44 3/8 (1126)					
Cycle - Normal, Perm Press, Delicates/Bulky	Yes	Yes	Yes	Yes	Yes
Temperature - Hot, Warm, Cold	Yes	Yes	Yes	Yes	Yes
Motor	0.9 HP 671 W	0.9 HP 671 W	0.9 HP 671 W	0.9 HP 671 W	0.9 HP 671 W
Water Pressure PSI (Bar)	20-120 (1.4-8.3)	20-120 (1.4-8.3)	20-120 (1.4-8.3)	20-120 (1.4-8.3)	20-120 (1.4-8.3)
Wireless Network Board Installed	--	Yes	--	Yes	--
Spin Speeds - RPM	500, 800, 1200	500, 800, 1200	500, 800, 1200	500, 800, 1200	500, 800, 1200
Performance/Features					
Secured Automated Audits	Yes	Yes	Yes	Yes	Yes
Safe Door Lock Release at Cycle Completion	Yes	Yes	Yes	Yes	Yes
Agency Approval	cULus	cULus	cULus	cULus	cULus

For the most accurate information, the installation guide should be used for all design and construction purposes. Due to continuous product improvements, design and specifications subject to change without notice. The quality management system of Alliance Laundry Systems' Ripon facility has been registered to ISO9001:2008.



FLW2333N_SVG

Models Equipped With Drain Hose - Gravity Drain without drain hose



© 2014 Alliance Laundry Systems LLC AM14-0742
Speed Queen | 800-345-5649 | www.speedqueen.com/route

Speed Queen® Multi-Housing

Quantum®

Commercial Stainless Steel Front Load Dryer

Front Control



BUILT FOR RELIABLE PERFORMANCE



- Secured coin vaults with integrated meter case (coin only)
- Industry's largest door opening 2.06 sq. ft. (1914 cm²)
- Quiet, efficient blower system
- Door is reversible for installation flexibility
- End-of-cycle signal
- ADA compliant
- High efficiency exhaust blower with superior airflow 220 cfm (105 liters/sec)
- 100% serviceable from the front
- Space-saving narrow cabinet 26-7/8" (683 mm)
- Upfront lint filter easy to clean and secured
- Durable galvanized steel cylinder

QUANTUM CONTROL

- Secured automated audits
- Easy-to-read digital display
- Cycle programming flexibility
- Multi-level vend pricing
- Individual cycle modifier keys
- Card and coin transactions
- Wash Alert™ with Service Alert capable



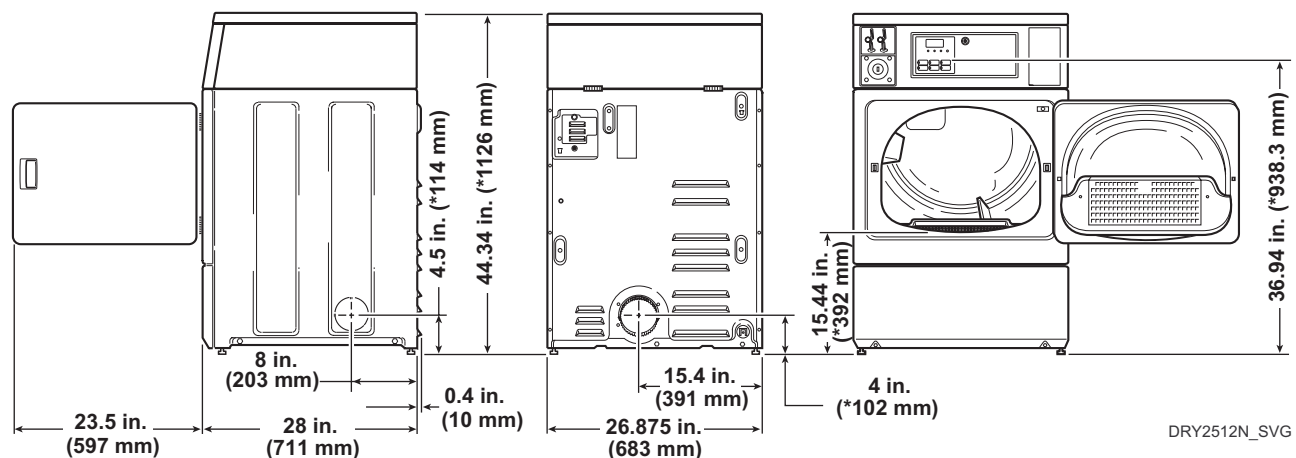
QUANTUM® COMMERCIAL SINGLE LOAD DRYER SPECIFICATIONS

MODELS and ACTIVATION	SDENCAGS173TN01 SDGNCAGS113TN01		SDENYAGS173TN01 SDGNYAGS113TN01
	 Coin "C"		 Prep Card "Y"
Appearance			
Color Top Finish		Stainless	Stainless
Control Panel Selection		Front	Front
Meter Case		High Capacity	--
Technical Info			
Cylinder Volume cu. ft. (liters)		7.0 (198)	7.0 (198)
Cycle Temperature - High, Medium, Low, Delicates, No Heat			
Motor (Capacitor Start and Thermal Protected) - 1/3 HP			
Weight - lb (kg)	Elec	145 (61)	145 (61)
	Gas	150 (68)	150 (68)
Shipping Weight - lb (kg)	Elec	155 (70)	155 (70)
	Gas	160 (73)	160 (73)
Electrical Requirements	153	120/208/60/1-30 amp	120/208/60/1-30 amp
	173	120/240/60/1-30 amp*	120/240/60/1-30 amp*
	Gas	120/60/1-15 amp	120/60/1-15 amp
Overall Dimensions - WxDxH in (mm): 26 7/8 (683) x 28 (711) x 44 3/8 (1126)			
Type Of Gas (Gas Models Only) ** Factory-Equipped Natural/Mixed Gas			
Air Outlet Diameter - in (mm)		4 (102)	4 (102)
Exhaust Airflow cfm (liters/sec)		220 (105)	220 (105)
Heating Element	153	4750W, 208V	4750W, 208V
	173	5350W, 240V	5350W, 240V
	Gas	25,000 Btu	25,000 Btu
Performance/Features			
Cycle Status Indicators		Yes	Yes
Touch Pad Control with Sound Annunciator		Yes	Yes
Agency Approval	Elec	cULus	cULus
	Gas	cCSAus	cCSAus

* Electric dryers come equipped for 120/240/60/1 operation. They can be field converted to operate on 120/208/60/1 with optional 61928 conversion kit.

** Gas dryers can be field converted for operation on LP gas with optional 458P3 conversion kit.

For the most accurate information, the installation guide should be used for all design and construction purposes. Due to continuous product improvements, design and specifications subject to change without notice. The quality management system of Alliance Laundry Systems' Ripon facility has been registered to ISO9001:2008.



DRY2512N_SVG

*With leveling legs turned into base.

NOTE: Exhaust openings are 102 mm (4 inch) metal ducting

WebstaurantStore

<http://www.gotowebstore.com/109FE1182424>

Advance Tabco FE-1-1824-24 Stainless Steel 1 Compartment Commercial Sink with 1 Drainboard - 45"



ONLY

\$348.99/Each

Select Type

- ✓ 18 gauge stainless steel construction
- ✓ 24" drainboard; left or right orientation
- ✓ Faucet sold separately
- ✓ NSF Listed

Item:

109FE1182424



Details

Keep dishes clean and easily carry out daily food prep tasks with the Advance Tabco FE-1-1824-24 one compartment stainless steel commercial sink with drainboard! This sink

SPECS

Width	29 3/4 Inches
Height	43 1/2 Inches

has an 18" x 24" bowl that is 14" deep and features 3/4" coved corners, making it ideal for vegetable, meat, and seafood preparation. For maximum convenience, a 24" drainboard is included and located on either the right or left side of the unit.

SPECS

Drainboard Length	24 Inches
Overall Length	45 Inches
Bowl Depth	14 Inches
Bowl Front to Back	24 Inches
Bowl Left to Right	18 Inches
Faucet Centers	8 Inches
Faucet Included	No
Leg Construction	Galvanized Steel
Material	Stainless Steel
NSF Listed	Yes
Number of Compartments	1
Number of Drainboards	1
Stainless Steel Type	Type 304

Constructed of durable 18 gauge type 304 stainless steel, the sink bowl stands on four, 1 5/8" galvanized legs with 1" adjustable plastic bullet feet to enhance stability. For extra reinforcement, the entire unit is welded and blended to an attractive satin finish, and a rolled rim sink edge provides extra strength.

This sink has holes for a faucet on 8" centers (sold separately) and includes a 1 1/2" IPS basket type drain. Plus, the built-in, 9" backsplash with tile edge helps keep water from splashing on your walls! See

Companion Items for compatible faucets. NSF Listed. Please consult the Specification Sheet for installation information and additional details. Please choose a left or right drainboard orientation.

Overall Dimensions:

Left to Right: 45"

Front to Back: 29 3/4"

Height: 43 1/2"

Bowl Dimensions:

Left to Right: 18"

Front to Back: 24"

Depth: 14"

Manufacturer's Item Number(s): FE-1-1824-24L-X , FE-1-1824-24R-X

This Item Ships via Common Carrier. For more information and tips to help your delivery go smoothly, click [here](#).

Certifications



Resources



[How to Clean Stainless Steel Guide](#)



[Compartment Sinks Guide](#)



[The National Sanitation Foundation \(NSF International\)](#)



Wall Mount Faucets
with Swing Nozzles

158 Products



Bar Glass and Glass
Washing & Sanitizing
Chemicals

18 Products



Lever / Twist Waste
Valves

70 Products



1 Compartment

230 Products

Get paid to review this product!

If you've used this product, simply log in and share your text, video, and photo reviews of it. The customers on the left did it, and you can too! Earn up to \$16.00 per product.



Write a text review

Earn \$2.00



Post a product photo

Earn \$4.00

Firehall Contact Numbers

Headquarters: 602 W 2nd St

Booth 730-4400 Office 730-4394

#2 Station 2627 W Superior

Phone 723-3212

#4 Station 425 W College St

Phone 723-3214

#6 Station 5031 E Superior St

Phone 723-3216

#7 Station 1419 Maple Grove Rd

Phone 723-3217

#8 Station 5830 Grand Ave

Phone 723-3218

#10 Station 1106 Commonwealth Ave

Phone 730-4610

#11 Station 3501 Woodland Ave

Phone 723-3211