

Duluth Police Department

2022 Response to Aggression & Resistance Report



(218)-730-5400



Police@DuluthMN.gov



2030 N Arlington Ave.
Duluth, MN 55811



Table of Contents

Mission Statement

To provide a safe Duluth for all by strengthening relationships and serving in a respectful, caring, and selfless manner.

Core Beliefs

- We recognize that our authority comes from our social contract with the community.
- People will believe that we are there to serve them if we are kind, caring and compassionate, and our actions match our words.
- People will trust us if they believe we are protecting their rights.
- Every interaction leaves a lasting impression.
- The safety of both our community and officers are paramount.

Values

Fair
Accountable
Caring
Transparent

3 Summary

4 Data/Analysis

19 Conclusion



Summary

The following are 2022 statistics of DPD's Response to Aggression and Resistance:

- Duluth Police Officers reported 141 use of force incidents out of 82,948 calls for service.
- There were 159 subjects involved in 141 use of force incidents.
- There were 280 officers involved in 141 use of force incidents.
- Force was used in .17% of total calls for service.
- 3.8% of total calls for service resulted in an arrest.
- The type of force most commonly used by officers was handgun aimed.
- Known or perceived race of subjects involved in use of force incidents:
 - White: 50%
 - Black: 27%
 - Native American: 22%
 - Hispanic: 1%
 - Asian: 0%
- In 2022, no Asian Americans were involved in the 141 use of force incidents involving 159 subjects.
- No force was used in 99.83% of all incidents officers were involved in.
- 88.7% of all use of force incidents started with a 911 generated call for service.

Data/Analysis

Calls for Service: Use of Force

Officers responded to, or were involved in, 82,948 calls for service (CFS). Of the 82,948 CFS, officers used force (UOF) in 141 incidents. Officers used force in **.17%** of all calls for service or incidents they were involved in.

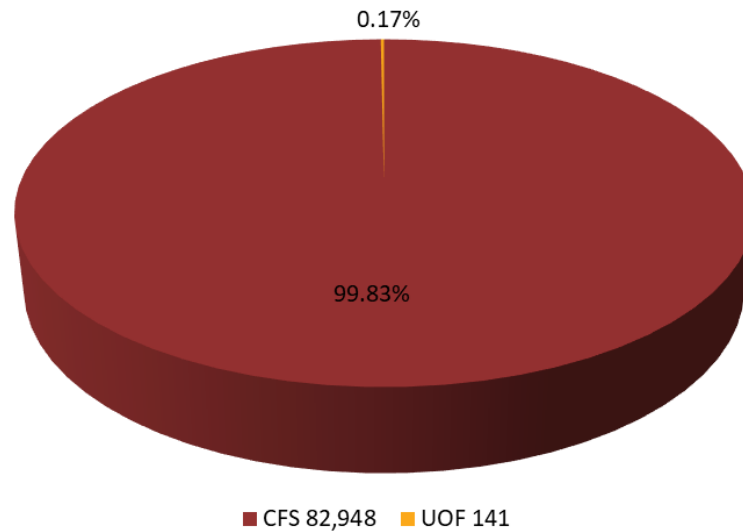


Figure 1: Calls for Service compared to Use of Force incidents

Calls for Service: Arrests

Of the 82,948 CFS officers were involved in, 3,123 arrests were made. Out of the 82,948 CFS, or incidents officers were involved in, officers made arrests **3.8%** of the time.

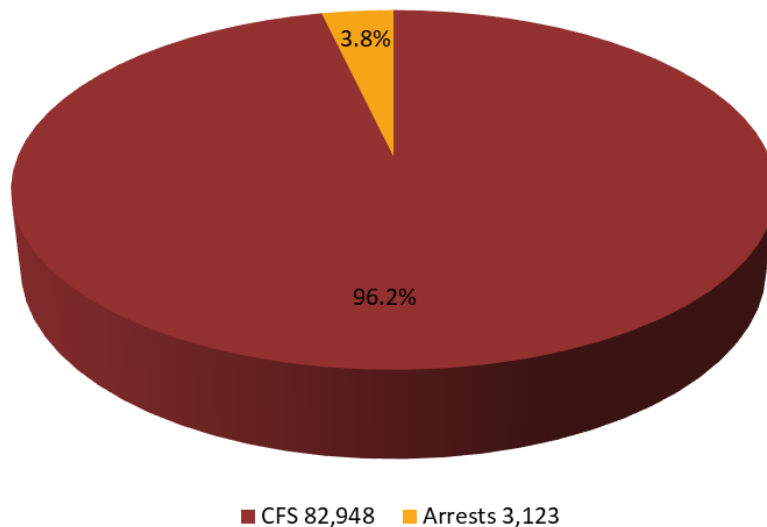


Figure 2: Calls for Service compared to Arrests

Arrests: Use of Force

Of the 3,123 arrests made in 2022, there were 141 incidents where force was used. **95.5%** of all arrests officers made did not require force to be used.

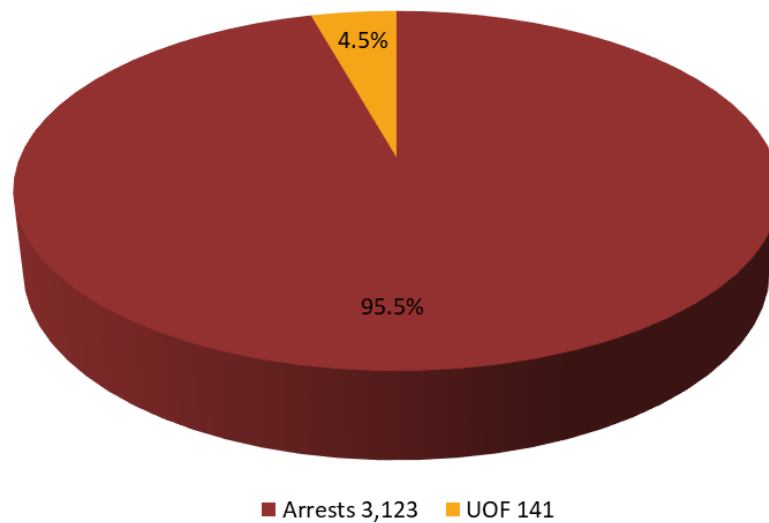


Figure 3: Arrests compared to Use of Force incidents

Demographic Breakdown

There were 159 subjects involved in the 141 UOF incidents. Below is the demographic breakdown of the 159 subjects involved.

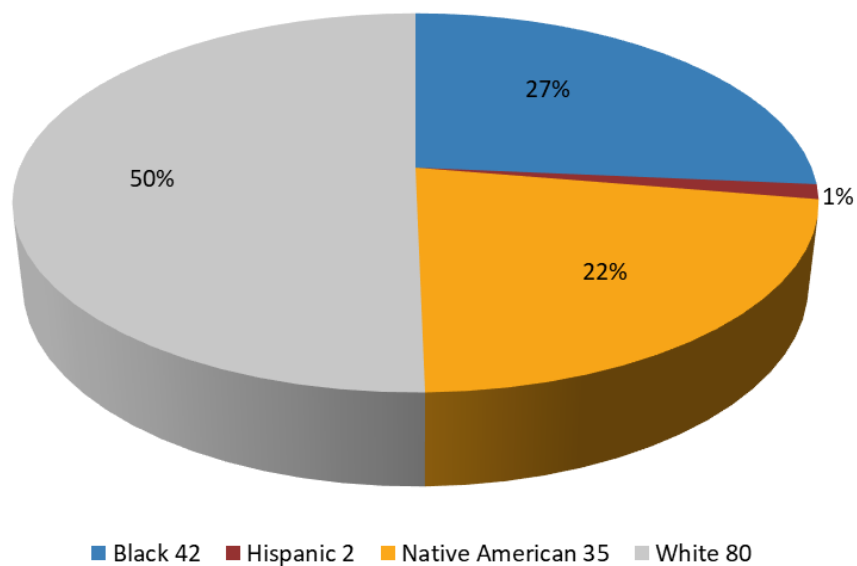


Figure 4: Demographic Breakdown

Gender Demographics

There were 159 subjects involved in 141 UOF incidents.

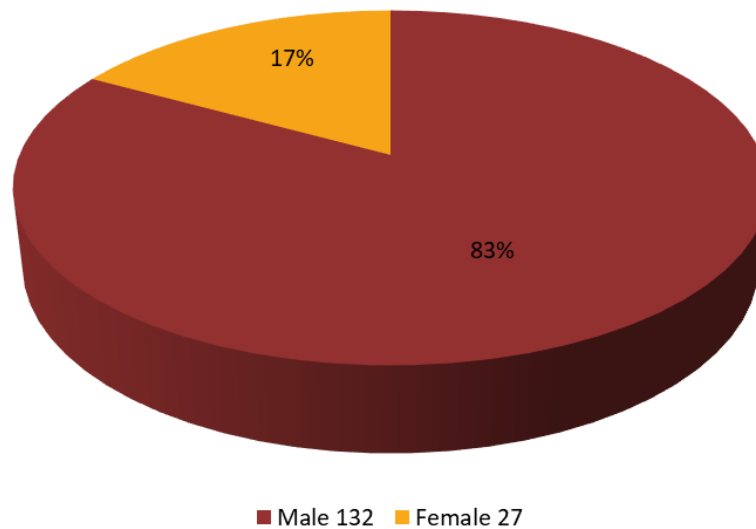


Figure 5: Gender Demographics

Call Type: 911 Dispatch Generated

The type of call an officer responds to is identified and generated by 911 dispatch. A 911 dispatcher will determine the most accurate call type to code into their computer-aided dispatch system based on information obtained through the caller. The dispatcher will then assign that call to an officer for response. Below is a list of 911 dispatch-generated call types and the number of occurrences where force was used.

Assist Other Agency: 5	Disturbance: 10	Medical Overdose: 1	Shoplifter: 1	Unwanted Person: 5
Assault: 3	Drunk: 3	Order Violation: 1	Stabbing: 2	Vehicle Info: 1
Attempt to Locate: 1	Domestic: 6	Out With: 4	Subject Stop: 4	Vehicle Recovery: 6
Attempt to Pick-up: 20	Domestic Physical: 9	Person with Gun: 6	Suicide Attempt: 3	Vehicle Theft: 3
Burglary: 2	Fight: 4	Person with Weapon: 6	Suicide Threats: 3	
Check Welfare: 1	Information: 1	Psych: 1	Threats: 3	
Damage to Property: 2	Medical: 4	Robbery: 1	Traffic Stop: 7	
Detail: 1	Medical Assault: 2	Shooting: 3	Trespassing: 6	

Figure 6: Call Type: 911 Dispatch Generated

Call Type: Based on Incident Summary

Incident summaries were reviewed for each UOF incident. Based on the incident summaries, the call types, which 911 dispatch originally coded, were re-categorized to the most appropriate call type.

An updated graph below (Figure 7) shows a more accurate representation of call types re-categorized based on the incident summary where force was used.

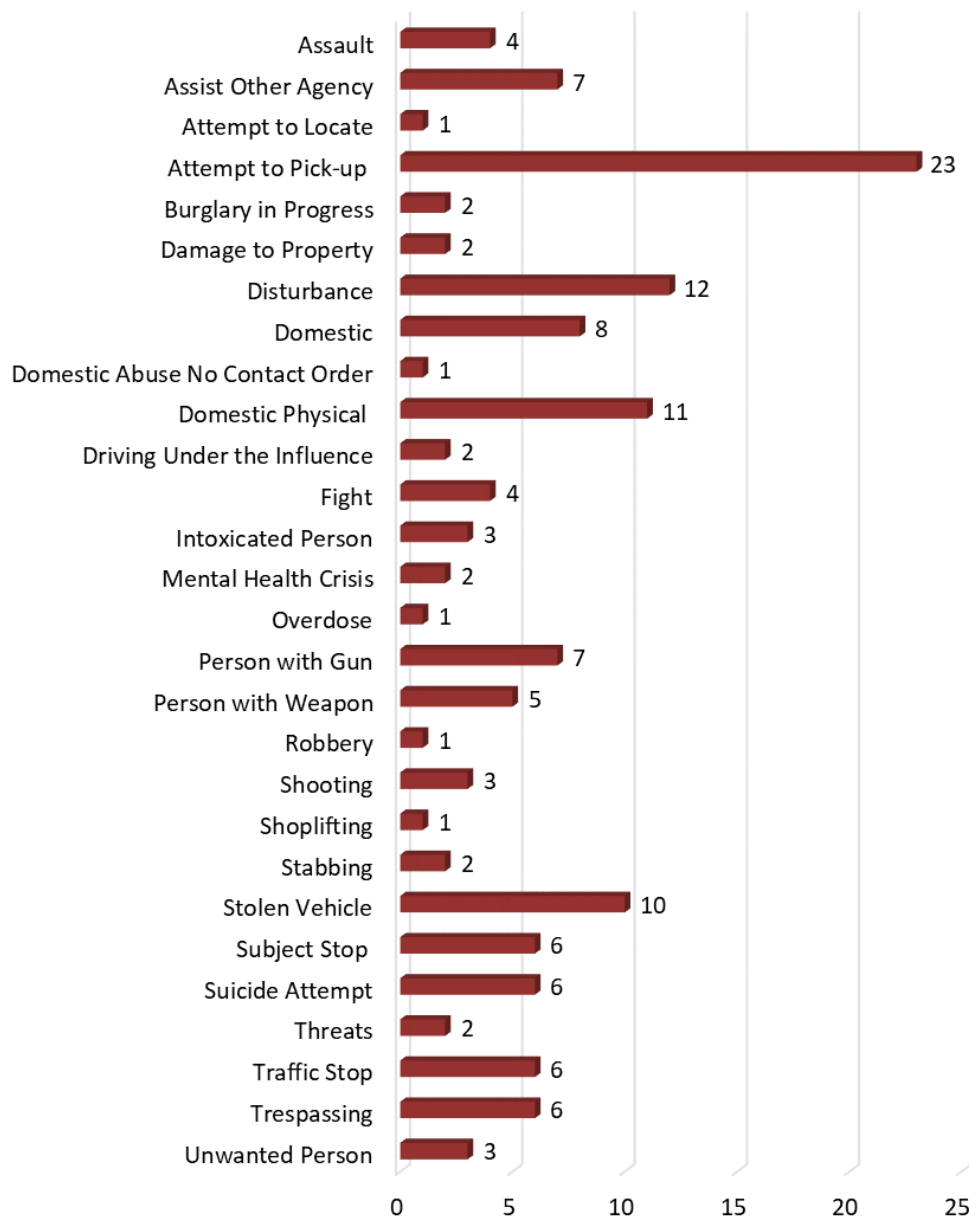


Figure 7: Call Type: Based on Incident Summary

Call Type: Based on Incident Summary by Demographic Breakdown

Below is the demographic breakdown of call types based on the incident where force was used.

Call Type: Incident Summary	Black	Hispanic	Native American	White
Assault (4)	1	0	2	1
Assist Other Agency (7)	2	0	1	8
Attempt to Locate (1)	1	0	0	0
Attempt to Pick-up (23)	5	0	2	16
Burglary in Progress (2)	0	0	0	2
Damage to Property (2)	0	0	1	1
Disturbance (12)	2	0	6	5
Domestic (8)	2	0	0	7
Domestic Abuse No Contact Order (1)	0	1	0	0
Domestic Physical (11)	4	1	2	4
Driving Under the Influence (2)	1	0	0	1
Fight (4)	2	0	1	1
Intoxicated Person (3)	1	0	0	2
Mental Health Crisis (2)	0	0	0	2
Overdose (1)	0	0	0	1
Person with Gun (7)	1	0	1	5
Person with Weapon (5)	0	0	2	3
Robbery (1)	1	0	0	0
Shooting (3)	6	0	0	1
Shoplifting (1)	0	0	1	0
Stabbing (2)	0	0	1	1
Stolen Vehicle (10)	9	0	3	6
Subject Stop (6)	2	0	0	4
Suicide Attempt (6)	0	0	2	4
Threats (2)	0	0	2	0
Traffic Stop (6)	0	0	3	3
Trespassing (6)	2	0	2	2
Unwanted Person (3)	0	0	3	0
Total (141)	42	2	35	80

Figure 8: Call Type: Based on Incident Summary by Demographic Breakdown

Analysis of the Most Common Call Types Based on Incident Summary

There were 159 subjects involved in the 141 UOF incidents. Property Crime Incidents (Stolen Vehicle, Shoplifting, Damage to Property, Burglary in Progress), Domestic Assault Incidents (Domestic Abuse No Contact Order, Physical Domestic Assault, Domestic), Crimes Against Persons Incidents (Assaults, Fight, Person with a Weapon or Gun, Shooting, Robbery, Stabbing, Threats) were the most common call types resulting in Use of Force.

There were 15 Property Crime incidents (10.6%) with 23 subjects involved where force was used. Below is the demographic breakdown of subjects involved in those incidents.

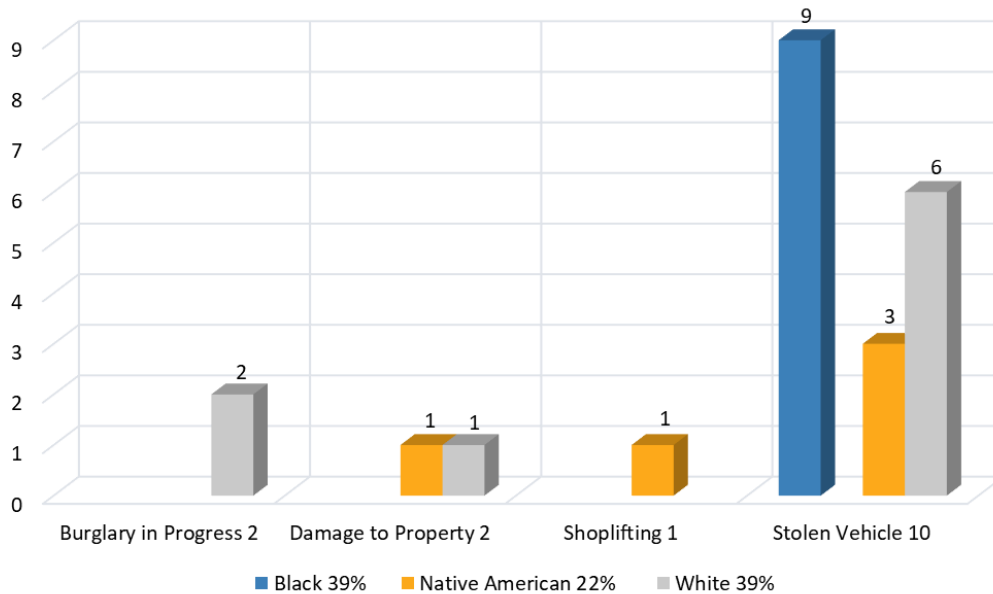


Figure 9: Property Crime Incidents by Demographic Breakdown

There were 20 Domestic Assault incidents (14.2%) with 21 subjects involved where force was used. Below is the demographic breakdown of subjects involved in those incidents.

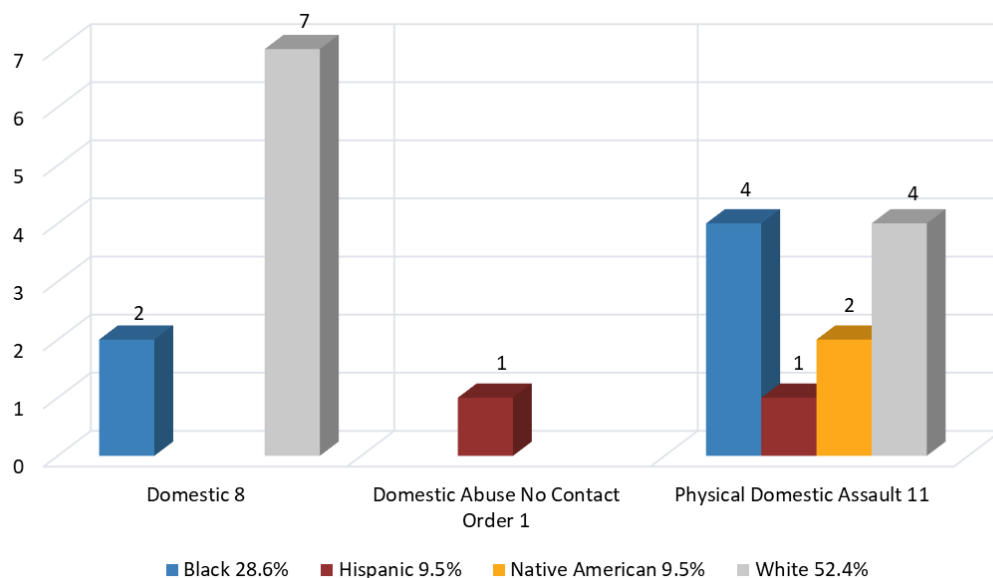


Figure 10: Domestic Assault Incidents by Demographic Breakdown

There were 28 Crimes Against Persons incidents (19.8%) with 32 subjects involved where force was used. Below is the demographic breakdown of subjects involved in those incidents.

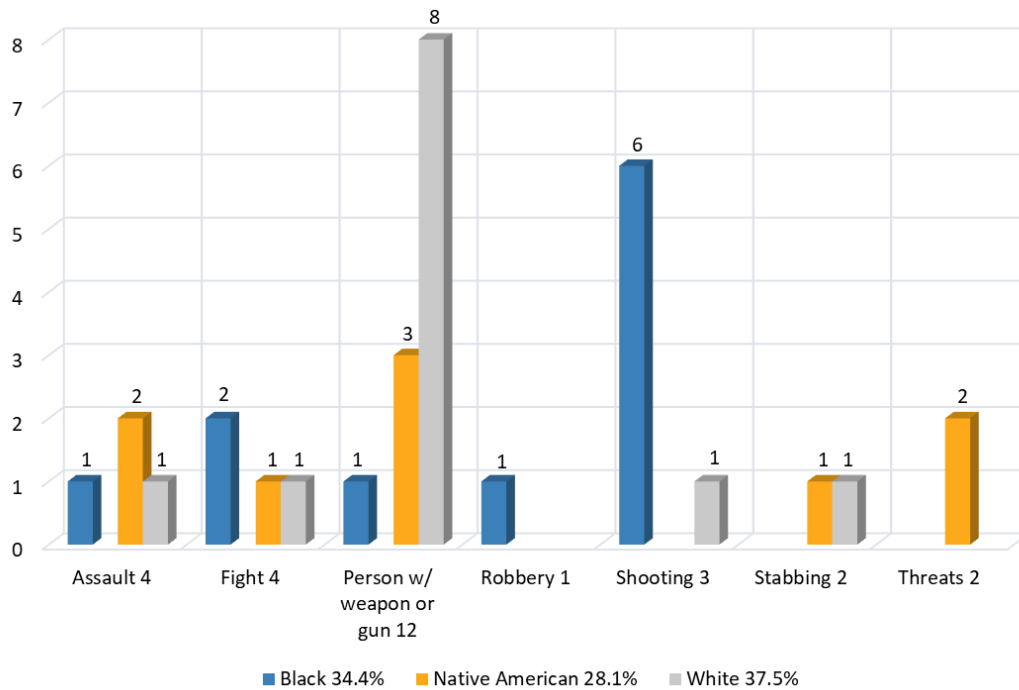


Figure 11: Crimes Against Person Incidents by Demographic Breakdown

Out of the 159 subjects involved in 141 UOF incidents, 83 subjects (52%) displayed signs or symptoms of Substance Use Disorder or mental health crisis.

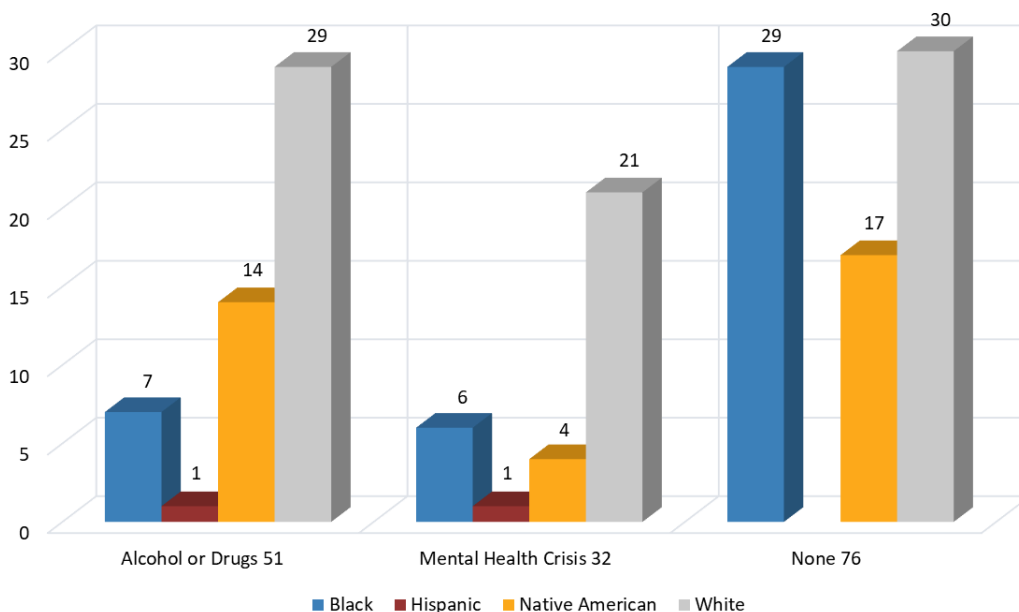


Figure 12: Mental Health Crisis and Substance Use Disorder by Demographic Breakdown

Response Type

There are two types of officer responses. Proactive (officer initiated) and Reactive (911 dispatch generated). Below are the UOF incidents involving those responses. The majority of the 141 UOF incidents officers were involved in stemmed from a 911 dispatch generated call for service. These Reactive (911 dispatch generated) responses account for 88.7% of UOF incidents.

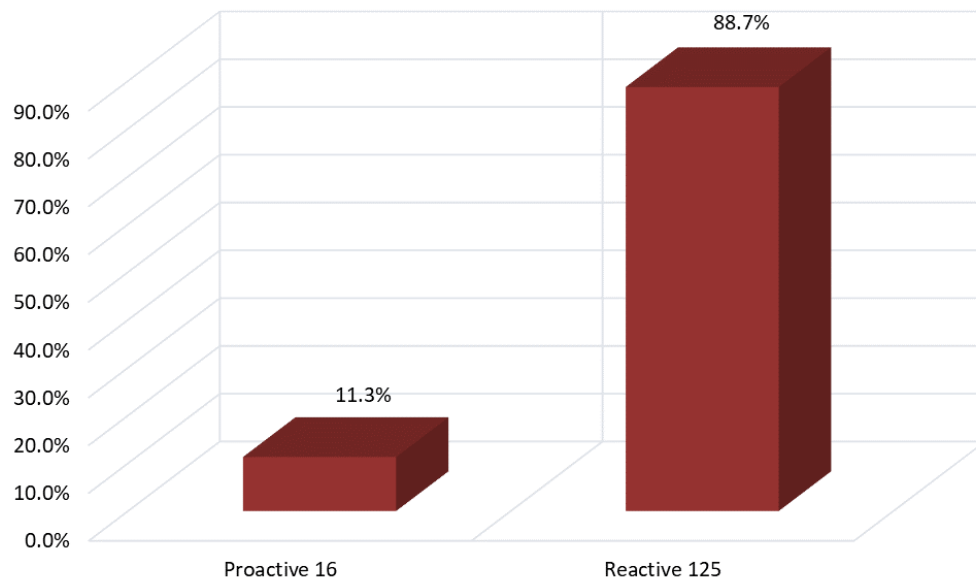


Figure 13: Response Type: Proactive vs Reactive

Proactive Response Type by Demographic Breakdown

Figure 13 (above) shows 141 UOF incidents (88.7%) were reactive. The following chart breaks down the remaining 16 UOF incidents (11.3%), which resulted from officer-initiated or proactive officer activity. These 16 incidents are made up of Traffic Stops, Subject Stops, Trespassing, and Attempt to Pickup; involving 16 subjects.

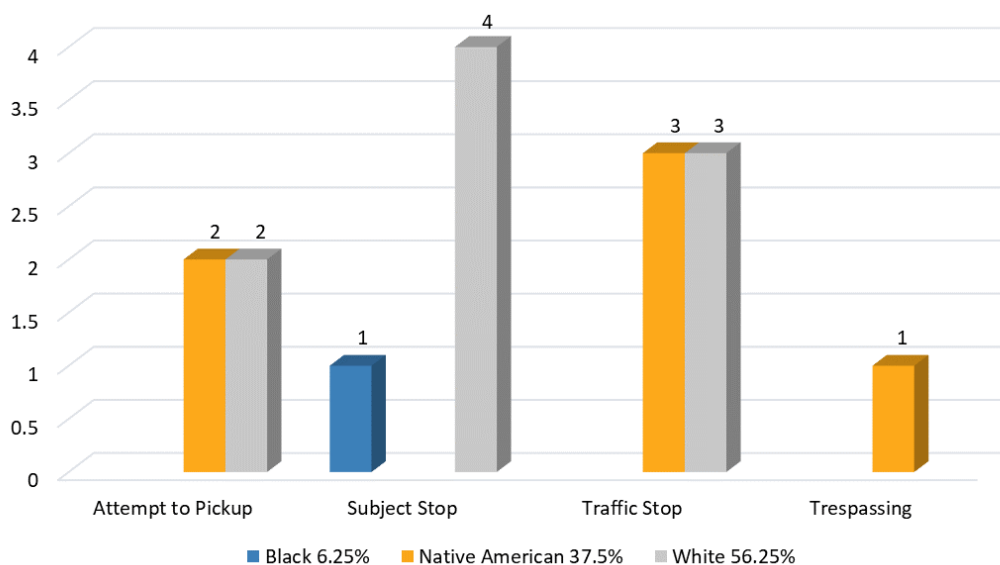


Figure 14: Proactive Response Type by Demographic Breakdown

Subject Resistance

The below chart shows the types of resistance the 159 subjects exhibited before and/or during a UOF incident. Subjects may exhibit one or more resistance types during an incident. There were ten subject resistance types, occurring 258 times during 141 UOF incidents.

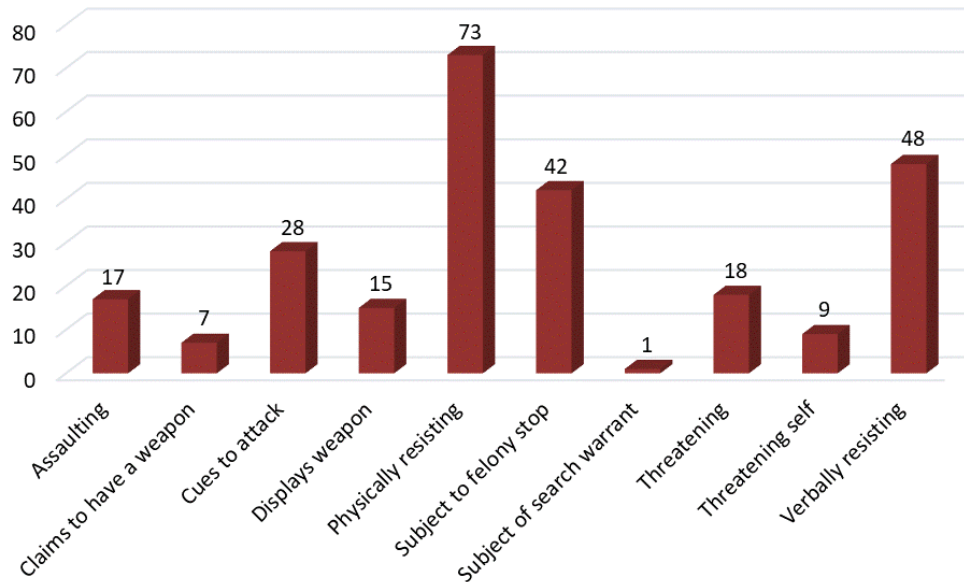


Figure 15: Subject Resistance

Subject Resistance by Demographic Breakdown

Figure 15 (above) shows ten different subject resistance types, which occurred 258 times during 141 UOF incidents. The below chart shows the demographic breakdown by subject resistance types.

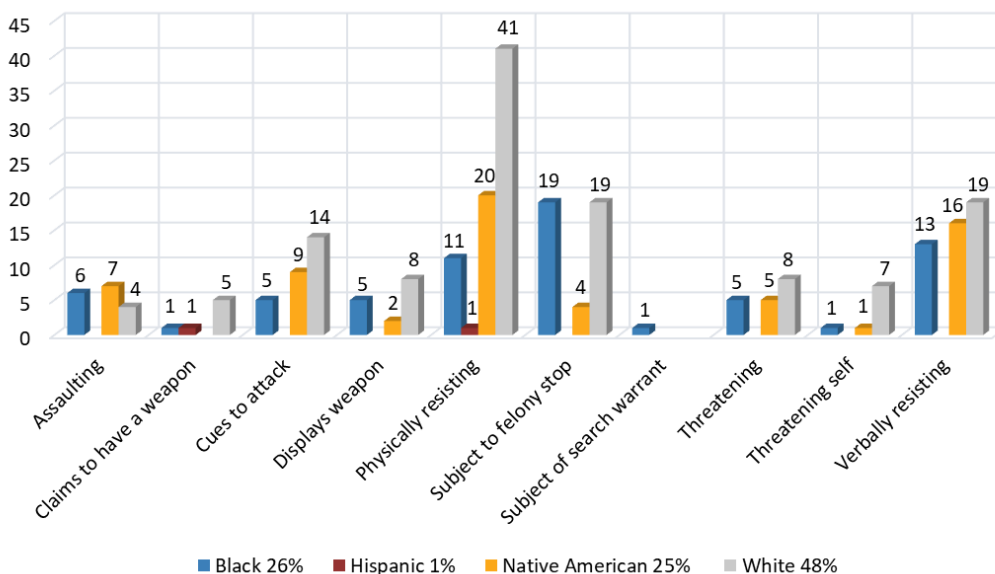


Figure 16: Subject Resistance by Demographic Breakdown

The data presented in Figures 15 and 16 (previous page) show ten subject resistance types during the 141 UOF incidents. There were 159 subjects involved in the 141 UOF incidents. Again, a subject may exhibit one or more resistance types during a UOF incident.

Out of 258 subject resistance types that were exhibited by subjects during UOF incidents, Physical Resisting (28.3%) and Verbally Resisting (18.6%) were the most common resistance types officers encountered.

Force Type

Below are the force types that were used in the 141 UOF incidents in 2022. Out of the 18 different force types, 234 types of force were documented during the 141 UOF incidents, involving 159 subjects. An officer may use one or more types of force during a UOF incident. The three most common types of force used by officers are Handgun Aimed (23.5%), Take Down (19.2%), and Soft Empty Hand Control (16.2%).

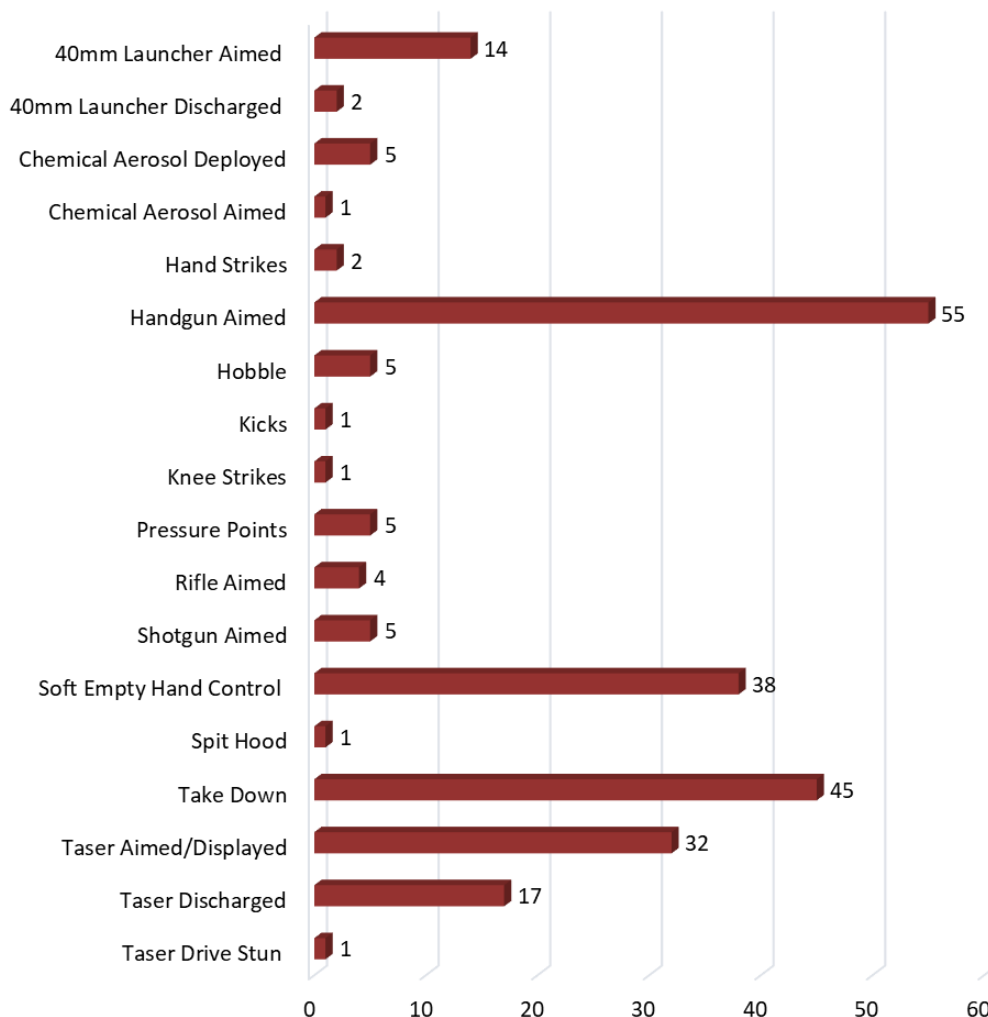


Figure 17: Force Type

Force Type by Demographic Breakdown

Again, there were 234 types of force used during the 141 UOF incidents, involving 159 subjects. Below is the demographic breakdown of force types.

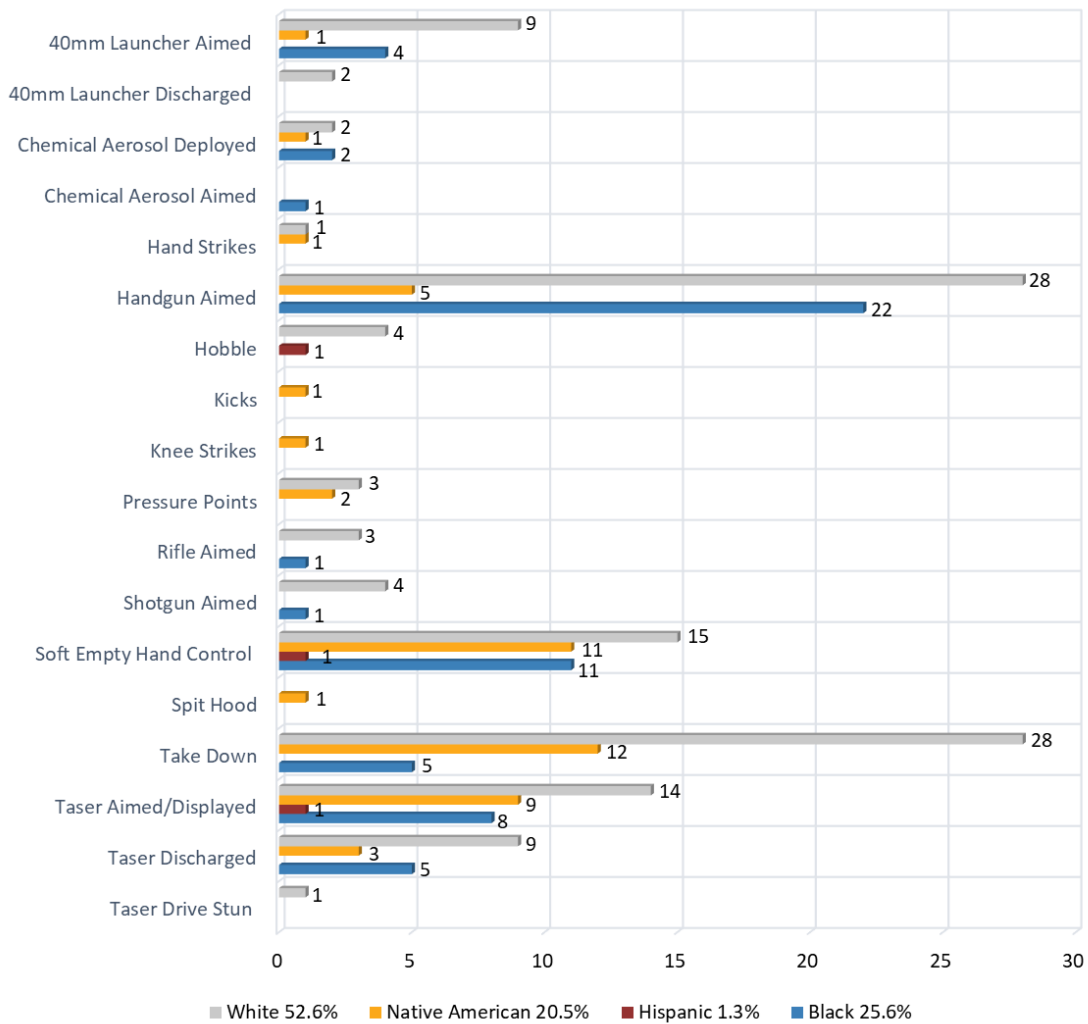


Figure 18: Force Type by Demographic Breakdown

After further analysis, Firearms (handgun, shotgun, rifle) Aimed accounted for 55 out of 234 different types of force (23.5%) used. This type of force is used during high-risk calls for service, including felony traffic stops or in-progress incidents such as Shootings, Burglaries, or Assaults. Many police departments throughout the nation do not require their officers to report when a firearm, taser, or less-lethal launcher is pointed at subjects. The Duluth Police Department requires officers to document every instance in which an officer points their firearm, taser, or less-lethal launcher in the direction of, or at, a subject.

Use of Force Reason

Officers are required to document a reason for each UOF incident in their Subject Resistance Report. Below are the UOF reasons for the 141 UOF incidents involving 159 subjects.

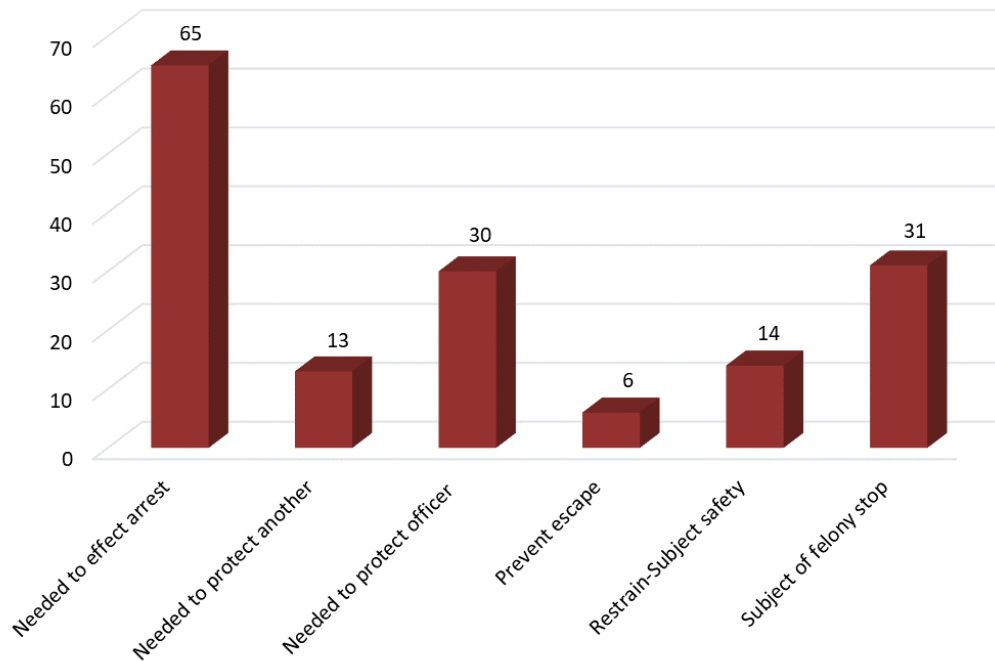


Figure 19: Use of Force Reason

Use of Force Reason by Demographic Breakdown

Below is the demographic breakdown of the UOF reason documented for the 159 subjects.

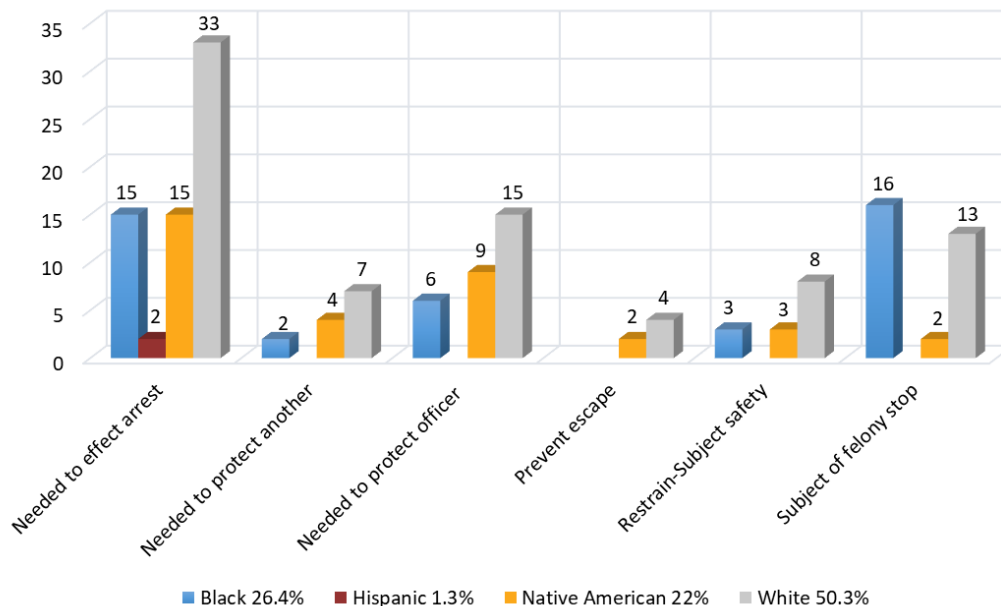


Figure 20: Use of Force by Demographic Breakdown

Use of Force Incident by Location

The City of Duluth is divided into six patrol districts. Each UOF incident is represented by a red dot in Figure 21 and is shown in Figure 22 by district.

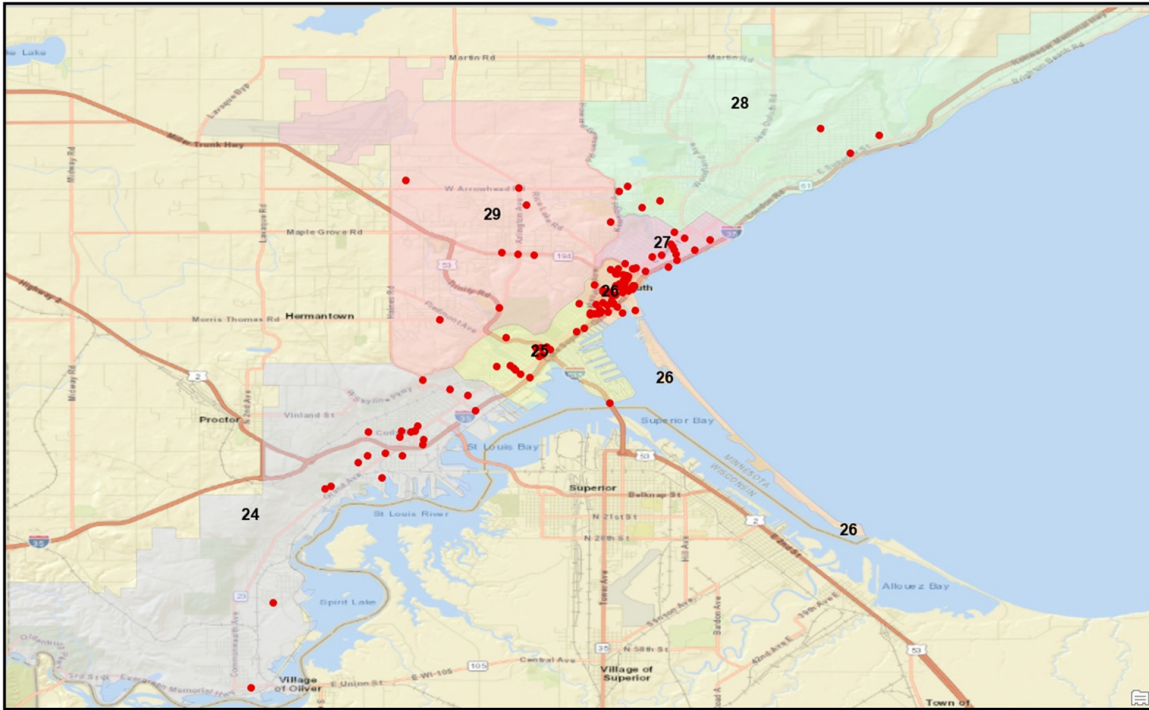


Figure 21: Use of Force Incident Location

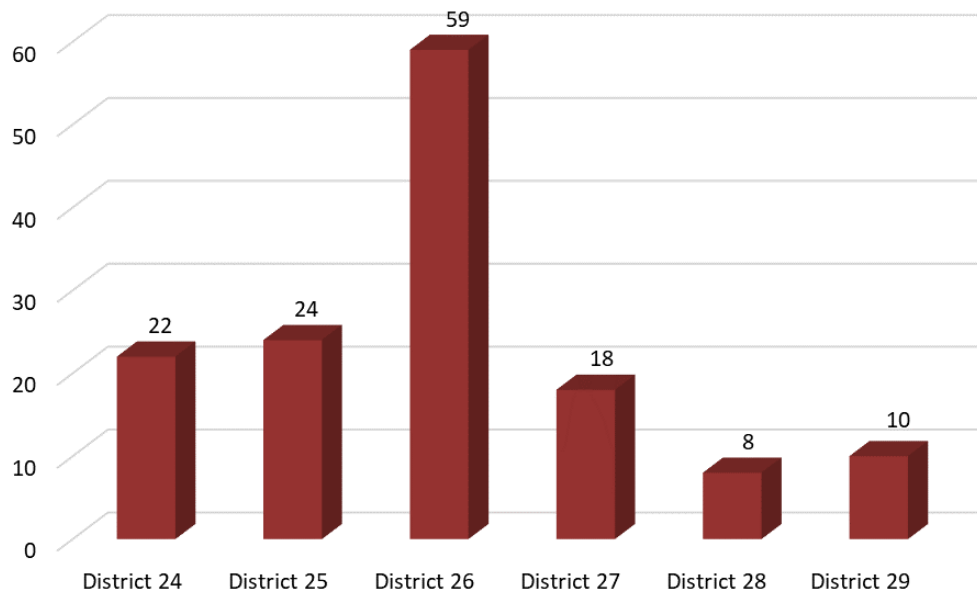


Figure 22: Use of Force Incident Location by District

Use of Force Incident by Location by Demographic Breakdown

159 subjects were involved in the 141 UOF incidents. The below charts show the demographic breakdown by subjects in relation to the UOF incident location.

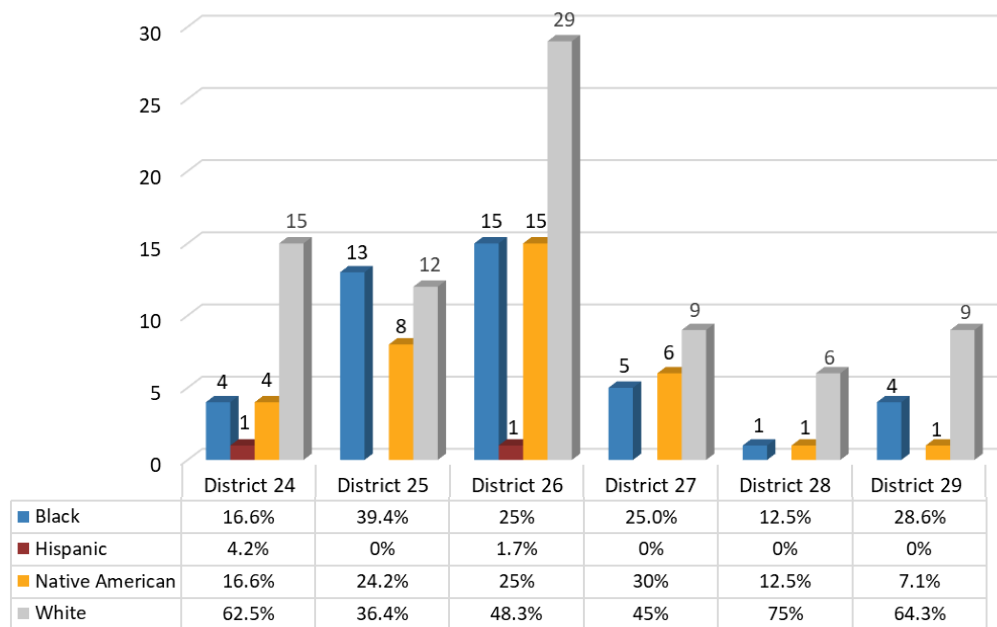


Figure 23: Use of Force Incident Location by Subject Demographic Background (count and percentage)

Use of Force Subject Injury

There were 159 subjects involved in 141 UOF incidents. Below is a breakdown of subjects injured, or claiming injury, during UOF incidents.

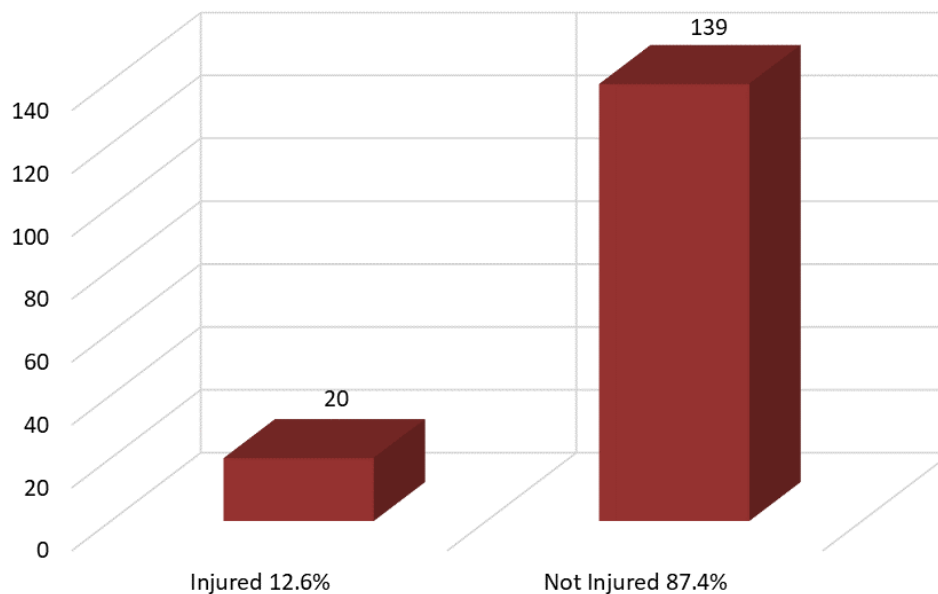


Figure 25: Subject Injury

Use of Force Subject Injury by Demographic Breakdown

Below is the demographic breakdown of the 20 subjects (12.6%) that were injured during a UOF incident.

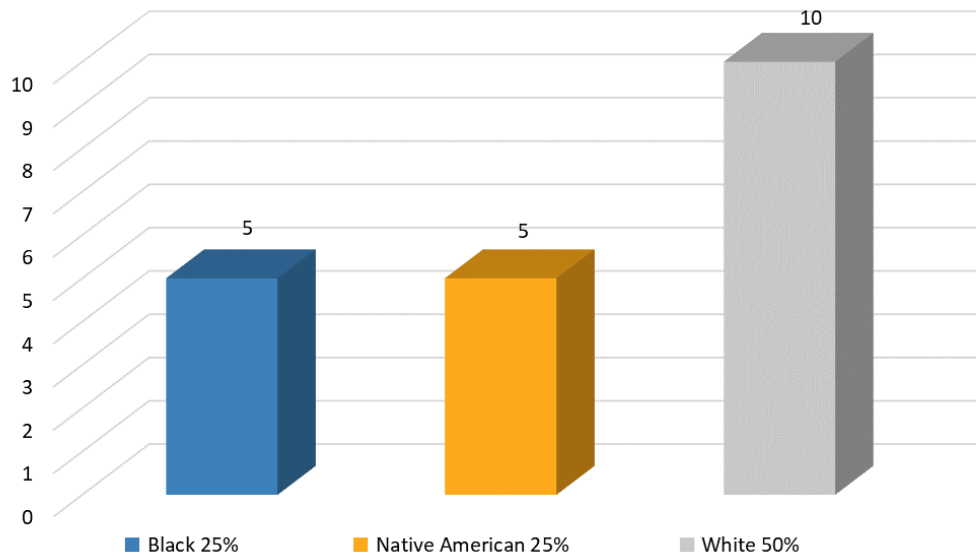


Figure 26: Subject Injury by Demographic Breakdown

Use of Force Officer Injury

There were 280 officers involved in 141 UOF incidents. Below is a breakdown of officers injured during a UOF incident.

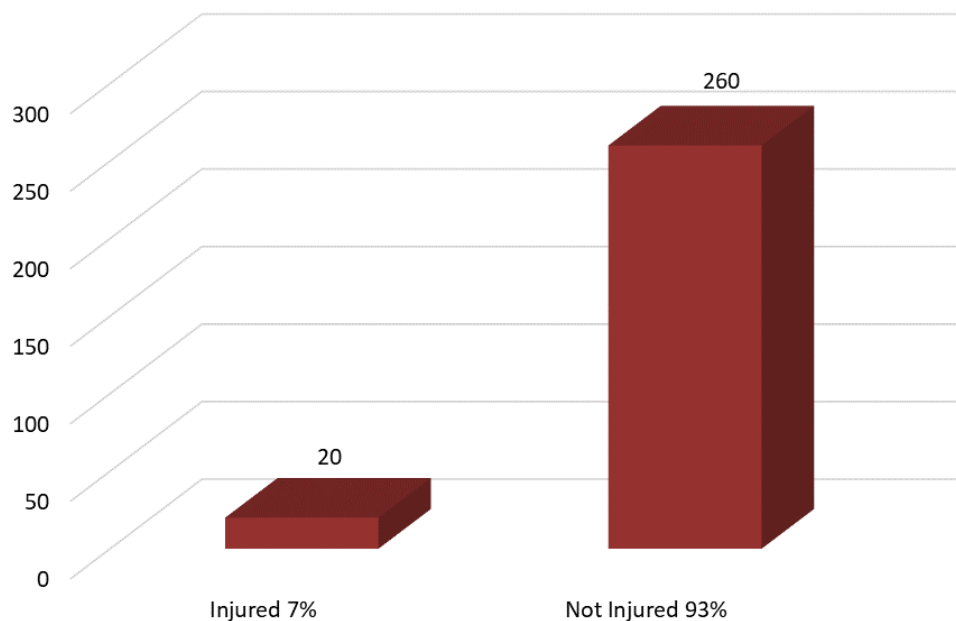


Figure 27: Officer Injury

Definitions

Below are definitions for the type of force officers used in 2022.

40mm Launcher Aimed -
40mm Launcher Discharged -
Baton Strike -
Chemical Aerosol Deployed -
Elbow Strikes -
Hand Strikes -
Handgun Aimed -
Hobble -
Knee Strikes -
Pressure Points -
Rifle Aimed -
Shotgun Aimed -
Soft Empty Hand Control -
Spit Hood -
Take Down -
Taser Aimed/Displayed -
Taser Discharged -
Taser Drive Stun -



www.duluthmn.gov/police



@DuluthMNPOLice