

# Duluth Police Department

## 2022 Stop Data Report



(218) 730-5400



[Police@DuluthMN.gov](mailto:Police@DuluthMN.gov)



2030 N Arlington Ave.  
Duluth, MN 55811



# Table of Contents

## Mission Statement

To provide a safe Duluth for all by strengthening relationships and serving in a respectful, caring, and selfless manner.

## Core Beliefs

- We recognize that our authority comes from our social contract with the community.
- People will believe that we are there to serve them if we are kind, caring and compassionate, and our actions match our words.
- People will trust us if they believe we are protecting their rights.
- Every interaction leaves a lasting impression.
- The safety of both our community and officers are paramount.

## Values

Fair  
Accountable  
Caring  
Transparent

3 Introduction/Summary

4 Data/Analysis

11 Technology, Transparency, Accountability



# Introduction/Summary

---

The information presented in this report is obtained through 2022 Stop Data reporting. Stop data is collected during a traffic or subject stop. While conducting the stop, officers are required to complete a stop data form with multiple mandatory fields.

The Duluth Police Department began gathering stop data in Quarter 4 of 2021 and will continue to do so as a commitment to building trust through transparency with our community. This report is the first of its kind at DPD, and is being completed to provide our citizens with a comprehensive year-end stop data report.

Policy 436 discusses traffic stops and Policy 500 describes traffic functions and citations. Officers are required to document the subject's race and gender during each traffic or subject stop. This information comes from the officer's observed perception of the subject's race and gender.

Stop data will be posted on the Duluth Police Department's website ([duluthmn.gov/police](https://duluthmn.gov/police)) on a quarterly basis. An annual report of the stop data will also be completed explaining traffic and subject stops conducted by Duluth Police Officers.

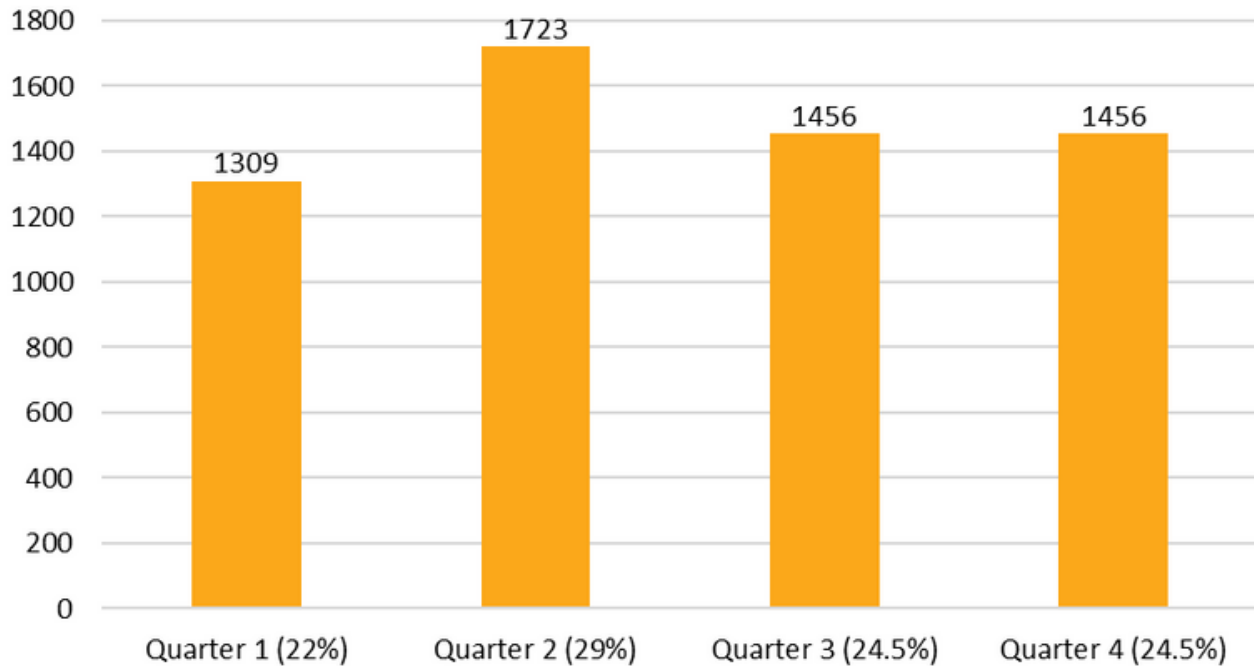
## **2022 statistics of DPD's Stop Data:**

- 5,944 stop data entries were collected.
- Of the 5,944 stop data entries, 39% of those were females.
- Of the 5,944 stop data entries, 99.6% of those were self-initiated.
- Stops are made on one of the following three grounds:
  - Moving Violations: 61%
  - Equipment Violations: 36%
  - Suspicious Activity: 3%
- 5,944 stop data entries resulted in 4,686 Warnings, 808 Citations, arresting 207 individuals, and 243 no actions.
- 239 searches were conducted during stops, resulting items being located 31% of the time.
- Known or perceived race of stop data entries:
  - White: 4,830
  - Black: 667
  - American Indian or Alaska Native: 241
  - Hispanic: 94
  - Asian: 85
  - Native Hawaiian or Other Pacific: 27
- Stop data entries collected by Quarter:
  - 1,309 in Quarter 1, 2022
  - 1,723 in Quarter 2, 2022
  - 1,456 in Quarter 3, 2022
  - 1,456 in Quarter 4, 2022

# Data/Analysis

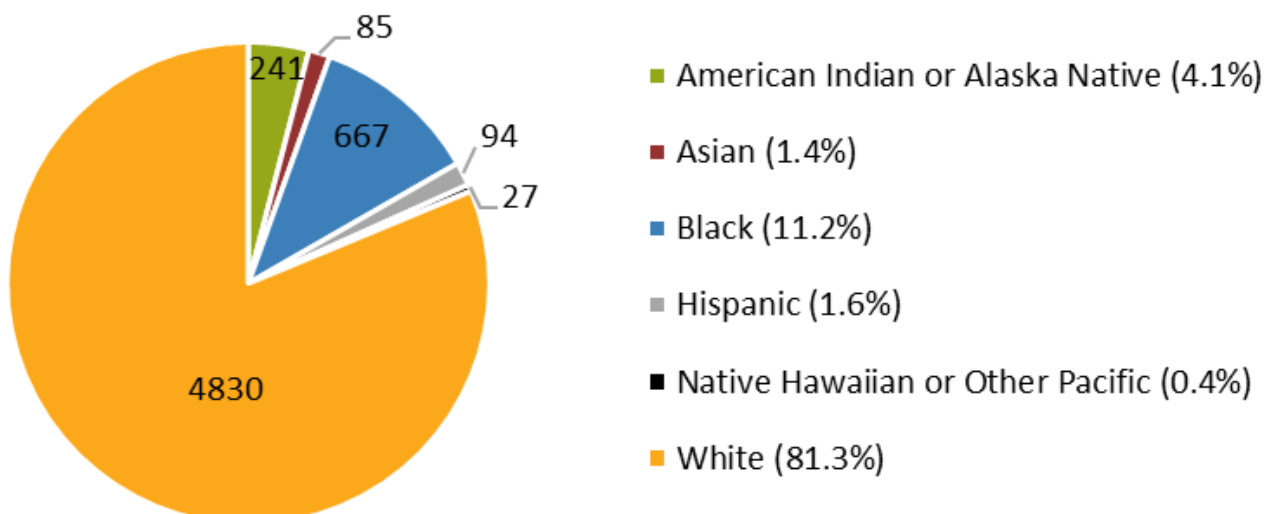
## 2022 Stop Data by Quarter

5,944 stop data entries were collected in 2022. The below graph shows the number of stops separated by each quarter.



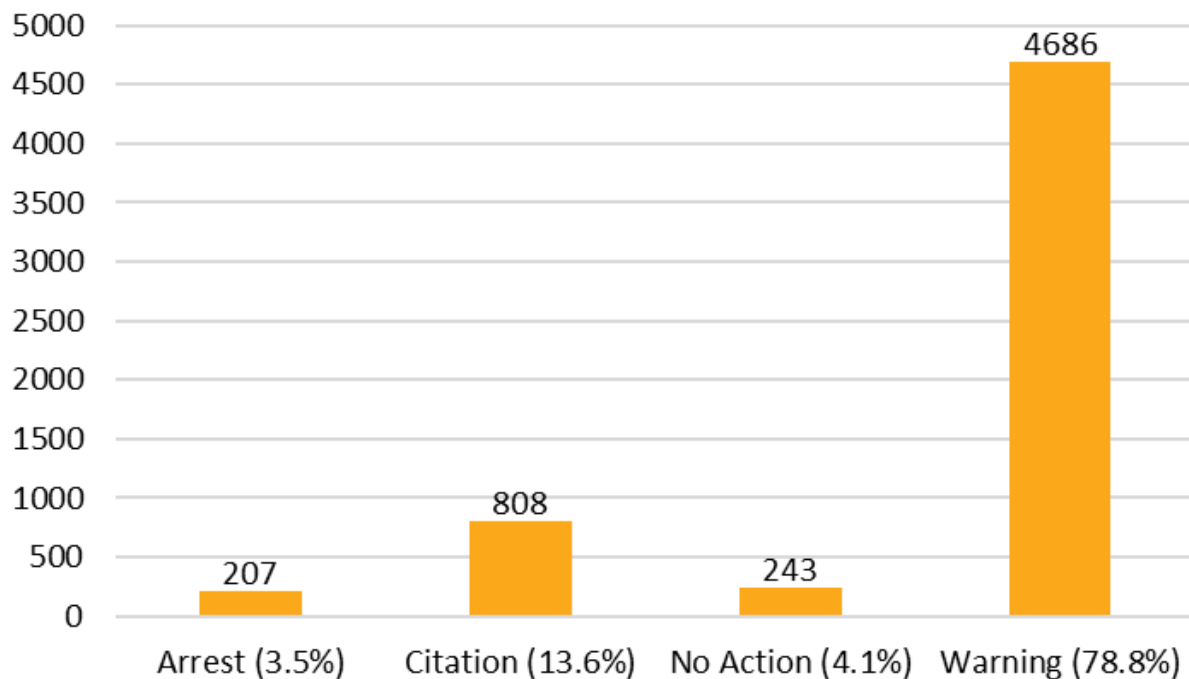
## Perceived Race: Stop Entries

Below is the demographic breakdown of the 5,944 stop data entries collected.



## Action Taken by Officer

Of the 5,944 stop data entries collected, 3.5% of the time an officer arrested the individual, 13.6% of the time an officer issued a citation, 78.8% of the time an officer gave a warning, and 4.1% of the time no actions occurred. Below shows the numbers of each action.



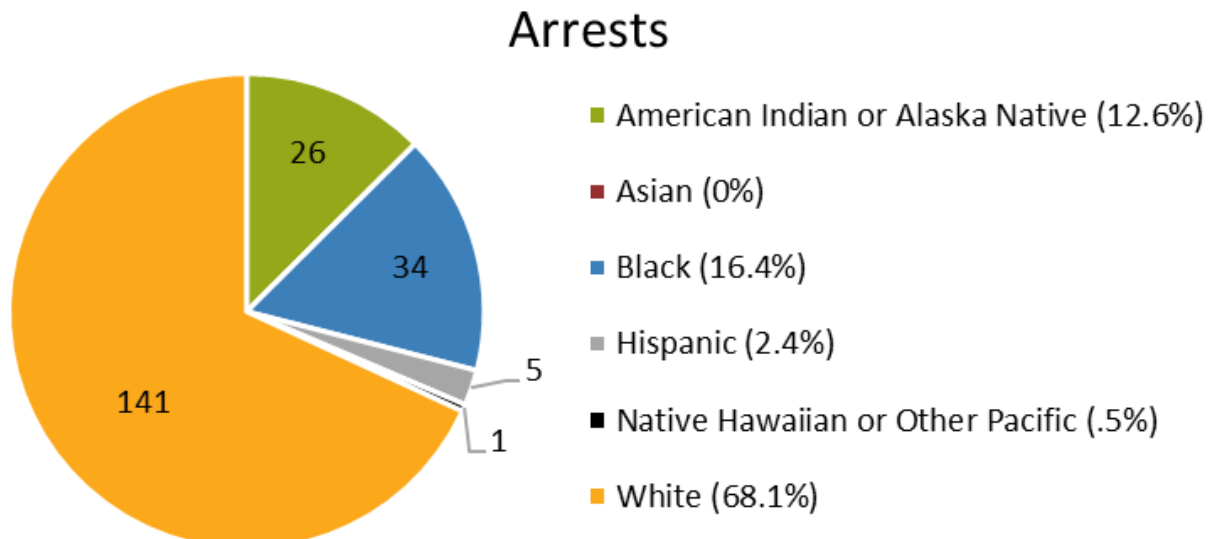
Of the 5,944 stop data entries collected, the demographic breakdown of Arrests and Citations are:

**Arrests:** White: 2.4%, Native Hawaiian or Other Pacific: .02%, Hispanic: .08%, Black: .6%, Asian: 0%, American Indian or Alaska Native: .4%

**Citations:** White: 10.55%, Native Hawaiian or Other Pacific: .03%, Hispanic: .2%, Black: 1.9%, Asian: .13%, American Indian or Alaska Native: .77%

## Perceived Race: Action Taken by Officer

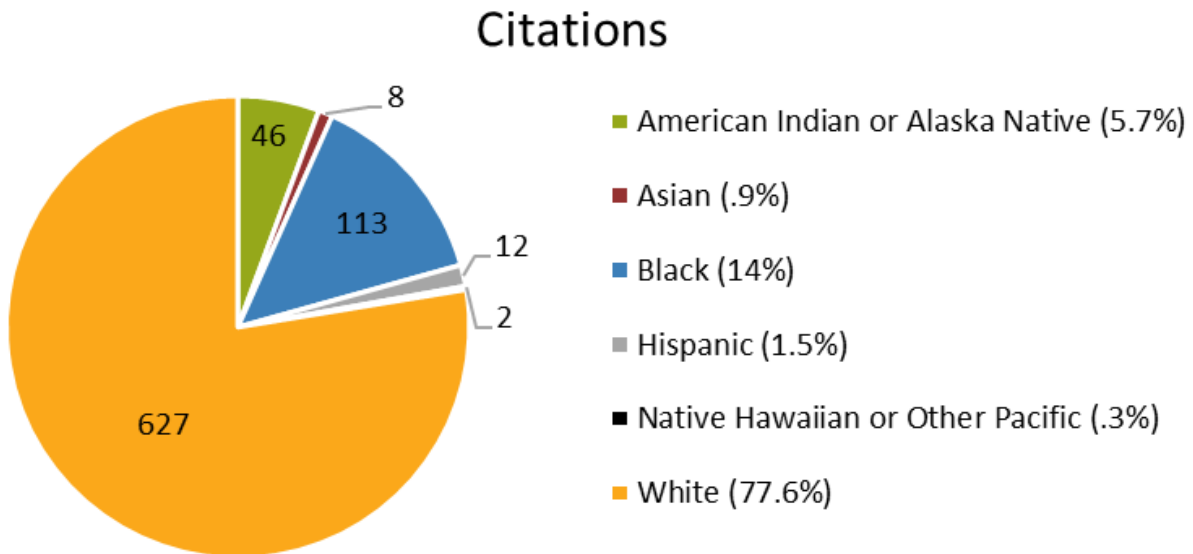
Below is the demographic breakdown of the 207 arrests made during the 5,944 stop data entries collected.





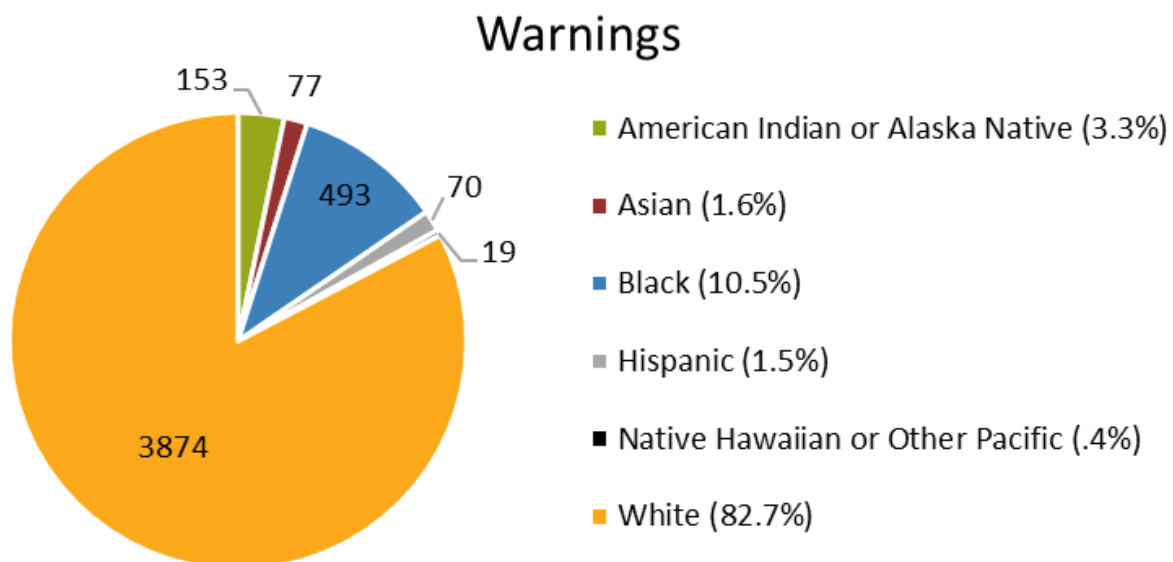
### Perceived Race: Action Taken by Officer

Below is the demographic breakdown of the 808 citations given during the 5,944 stop data entries collected.



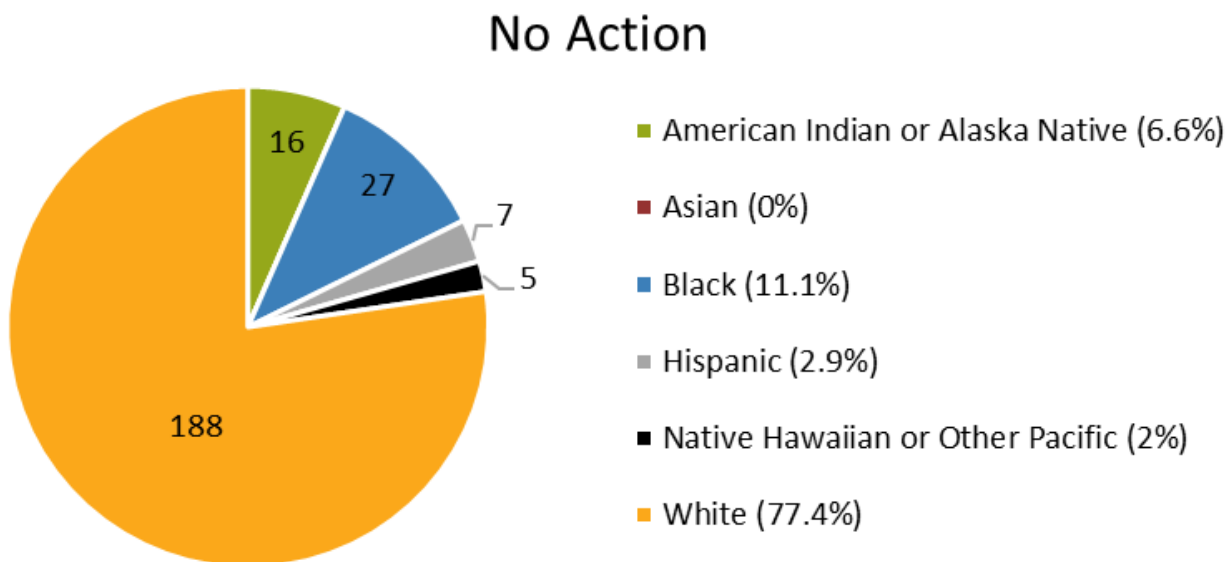
### Perceived Race: Action Taken by Officer

Below is the demographic breakdown of the 4,686 warnings given during the 5,944 stop data entries collected.



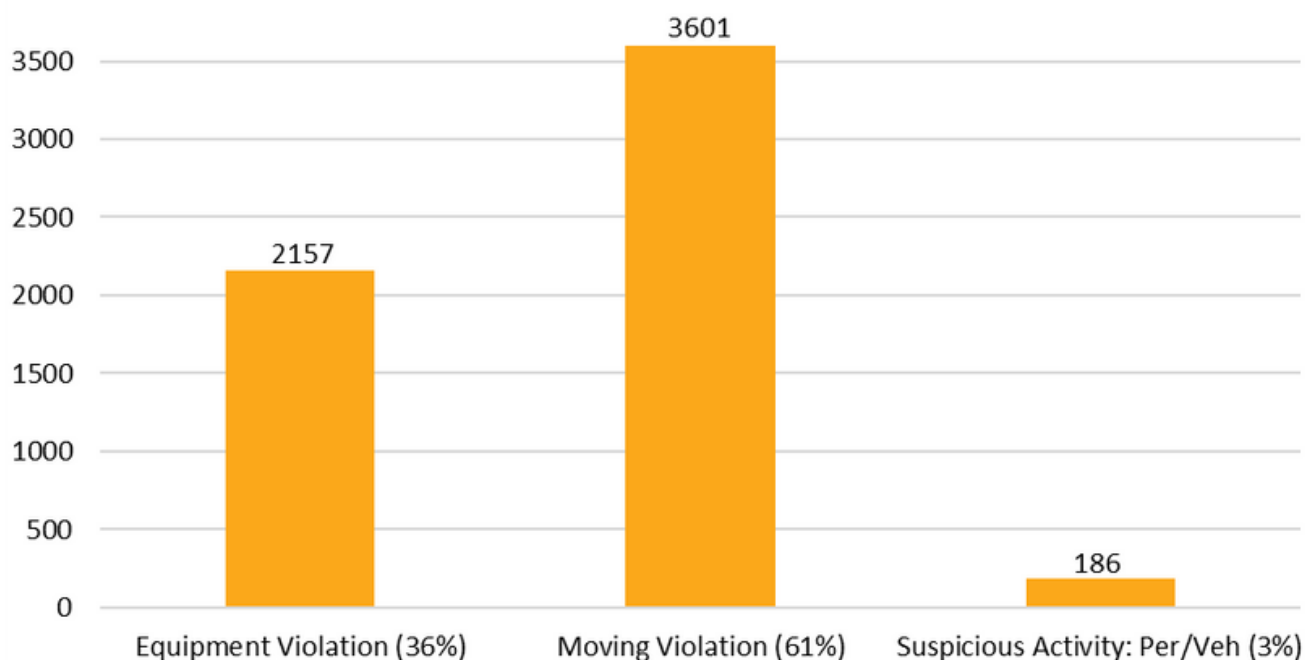
## Perceived Race: Action Taken by Officer

Below is the demographic breakdown of the 243 times no actions occurred during the 5,944 stop data entries collected.



## Reason for Stops

Below is the breakdown of the three reasons a stop may be conducted. Reasons include: Equipment Violation, Moving Violation, and Suspicious Activity.



Of the 5,944 stop data entries collected, the demographic breakdown of reasons for stops are:

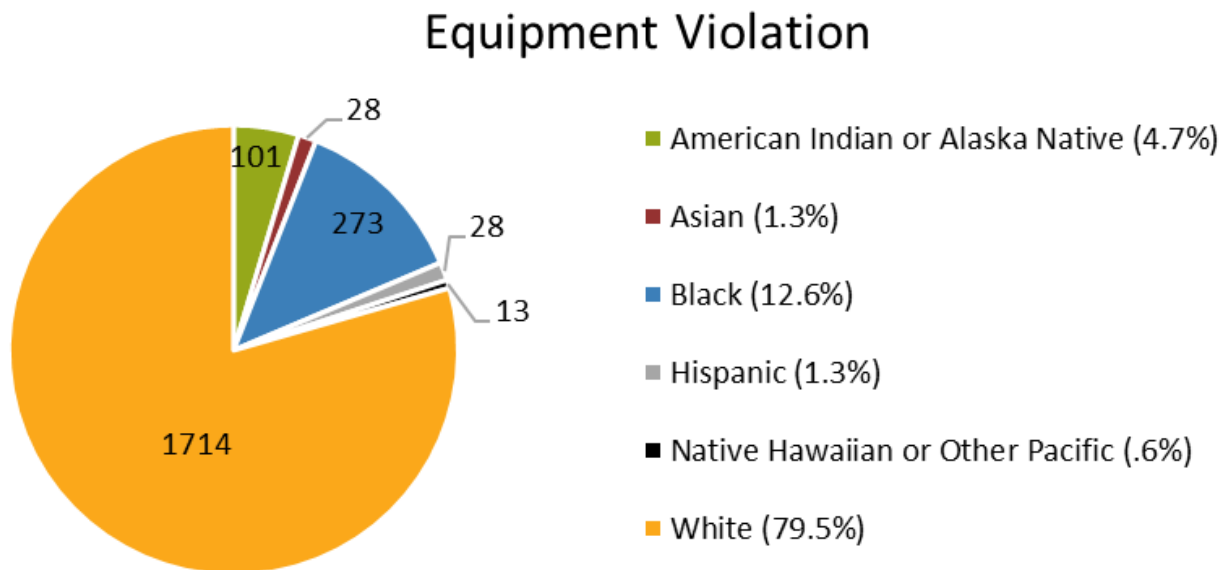
**Equipment Violation:** White: 28.8%, Native Hawaiian or Other Pacific: .2%, Hispanic: .5%, Black: 4.6%, Asian: .5%, American Indian or Alaska Native: 1.7%

**Moving Violation:** White: 50.3%, Native Hawaiian or Other Pacific: .2%, Hispanic: 1.1%, Black: 6.3%, Asian: 1%, American Indian or Alaska Native: 1.9%

**Suspicious Activity:** White: 2.2%, Native Hawaiian or Other Pacific: .08%, Hispanic: .03%, Black: .35%, Asian: 0%, American Indian or Alaska Native: .49%

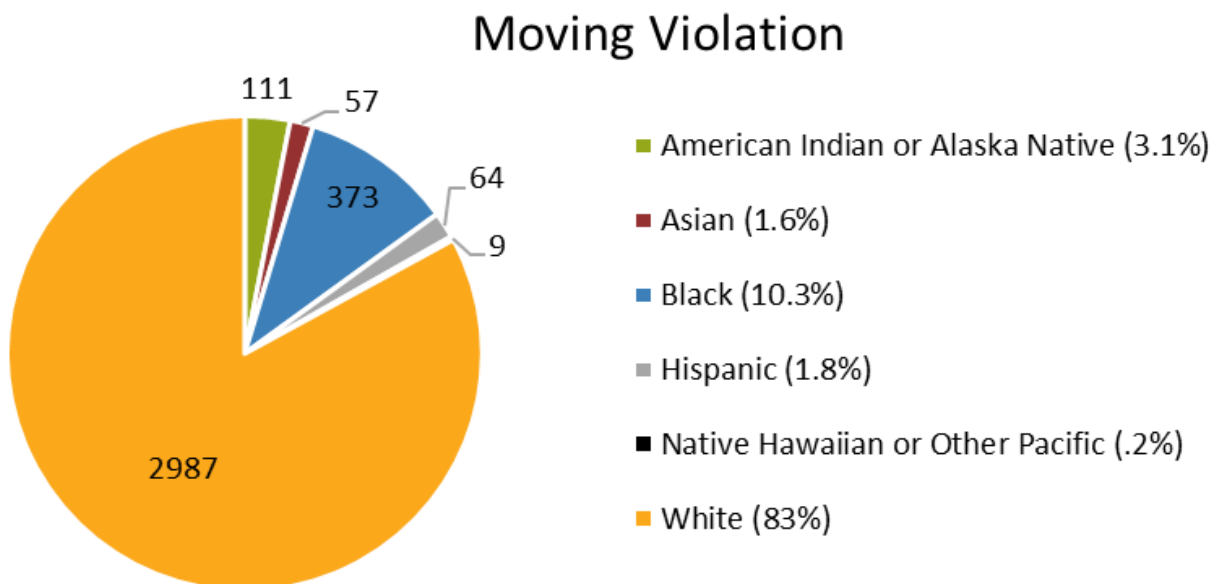
### Perceived Race: Reason for Stop

Below is the demographic breakdown for the 2,157 Equipment Violations.



### Perceived Race: Reason for Stop

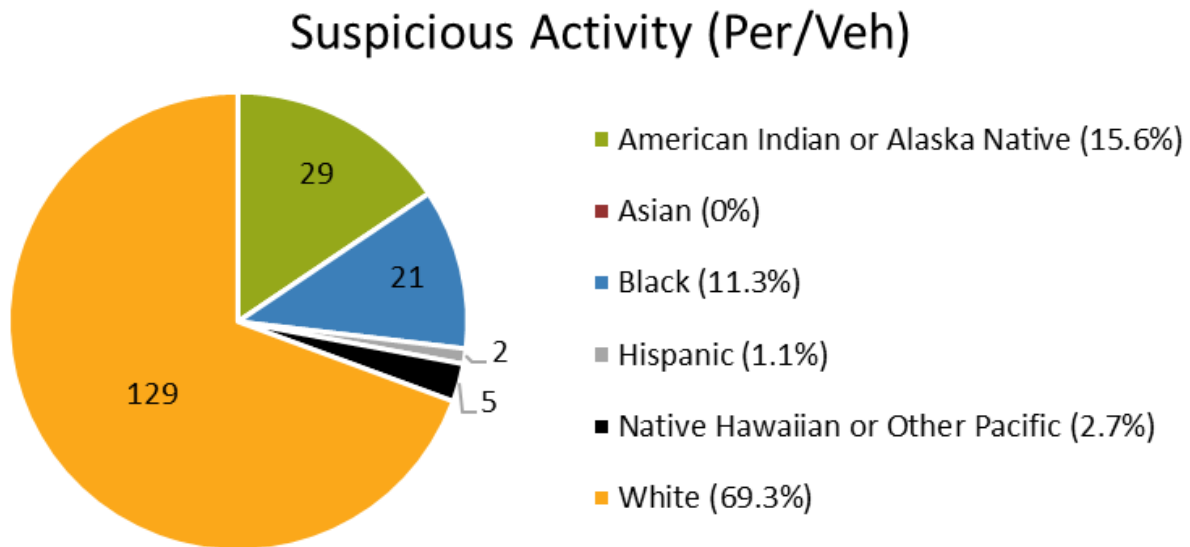
Below is the demographic breakdown for the 3,601 Moving Violations.





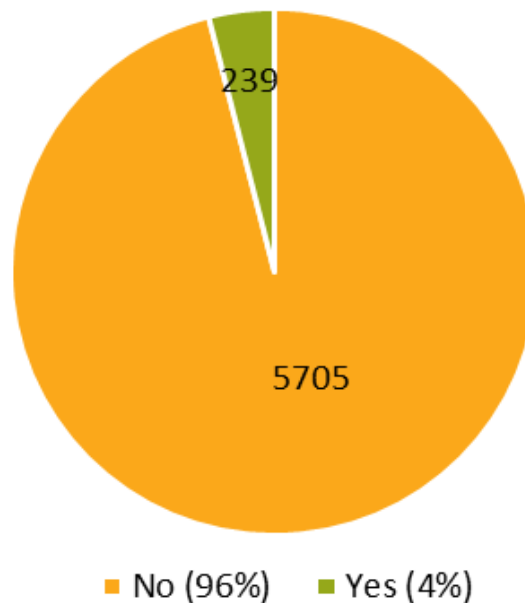
## Perceived Race: Reason for Stop

Below is the demographic breakdown for 186 Suspicious Activity (Per/Veh).



## Search Conducted

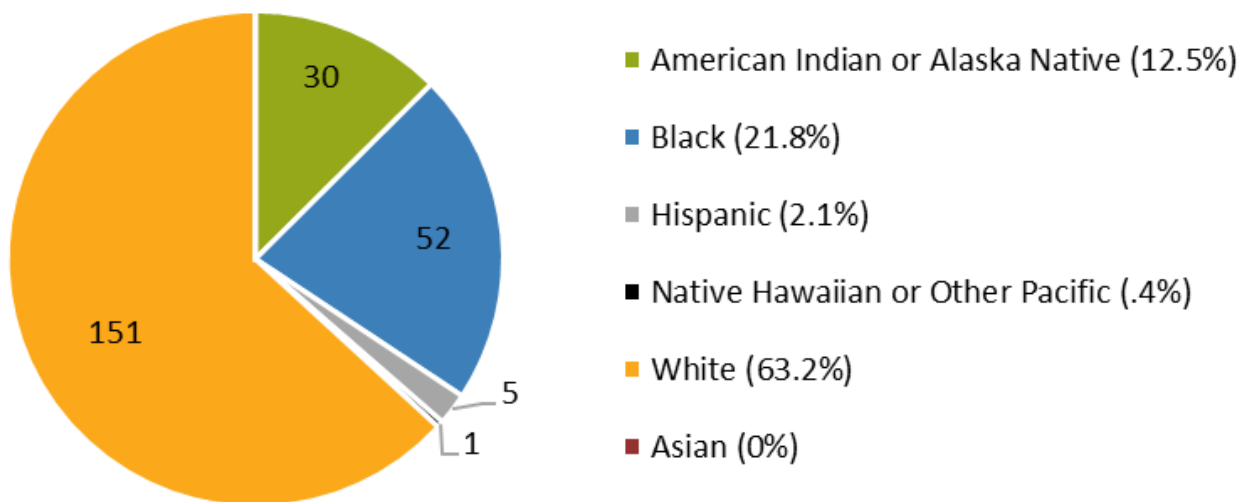
Of the 5,944 stop data entries collected, a search was conducted 239 times.



Of the 5,944 stop data entries collected, the demographic breakdown of searches are: White: 2.5%, Native Hawaiian or Other Pacific: .02%, Hispanic: .08%, Black: .9%, Asian: 0%, American Indian or Alaska Native: .5%

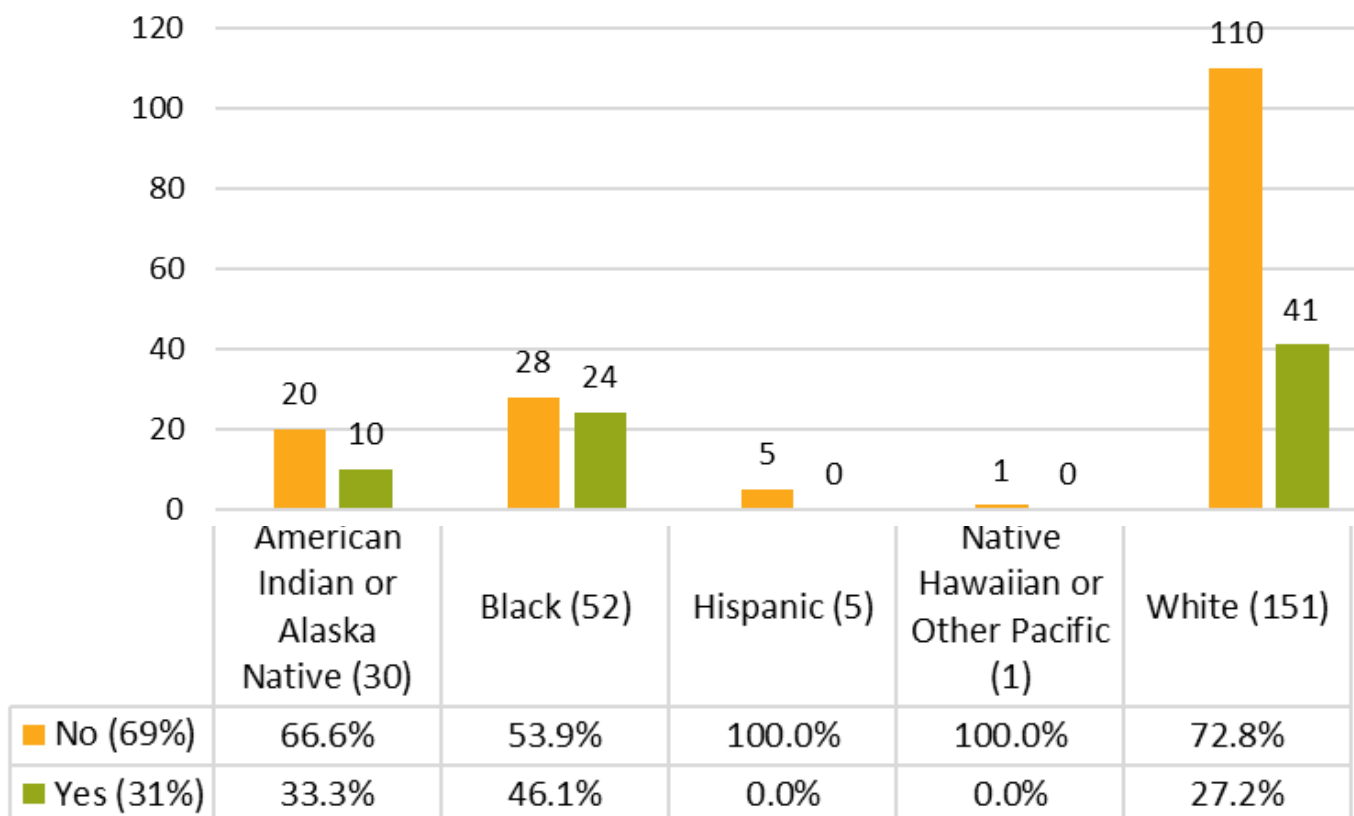
## Perceived Race: Search Conducted

Below is the demographic breakdown of the 239 times a search was conducted.



## Perceived Race: Items Located

Of the 5,944 stop data entries collected in 2022, 31% of the time an item was located in 239 searches conducted. Below is a demographic breakdown of how often items were located during the searches. Items located is a required field in the stop data reporting. Searches are conducted to locate evidence of criminal activity.



# Technology, Transparency, and Accountability

---


**Body Worn Cameras:** Every sworn member at DPD is issued an Axon Body Worn Camera. This camera is activated whenever an officer has contact with an individual during a call for service. Recordings start 30 seconds before initiating the camera.



**Dash Cameras:** All squad cars have a camera that automatically begins recording when the lights are initiated, or when an officer activates it. Recordings start one minute before initiating the camera.



**Rear Squad Cameras:** All squad cars have a camera that begins recording once an individual is being transported, or the back doors of the squad car are open.







[www.duluthmn.gov/police](http://www.duluthmn.gov/police)



@DuluthMNPolice