City of Duluth Capital Plan 2023-2027

THE CITY OF DULUTH MINNESOTA

City of Duluth Capital Plan

- 2023 – 2027 Capital Improvement Plan (CIP) Overview
- Property, Parks, and Libraries Projects
  - Facilities
  - Parks and Trails
- Public Works and Utilities Projects
- 2023 – 2025 Capital Equipment Plan (CEP)
  - Rolling Stock
  - IT
  - Non-Rolling Other

What is a Capital Improvement?

- Capital Improvements: Expenditures related to the acquisition, expansion or rehabilitation of an element of the government's infrastructure (examples: facilities, roads, sewers, parks, gas lines,)

- 5 year plan: identifies the most urgent needs in the coming year's budget *and* future capital needs with enough lead-time so decisions may be made to the City's best advantage.

- Funding Sources: Bonds (State, Utility, Revenue, G.O.) Federal Funds, Grants, ARPA, Street System Maintenance Levy, ½ & ½ tax, Parks Fund, State Funding etc.

Capital Improvement Bond Eligible Facilities

- Eligible Facilities: City Hall, Libraries, Public Safety Facilities, Public Works Facilities (Minnesota Statutes 475.521)

- 5 year plan: identifies the most urgent needs in the coming year's budget *and* future capital needs with enough lead-time so decisions may be made to the City's best advantage.

- General Obligation Bonds: 10 Year Reimbursable Bonds

What is Capital Equipment?

- Two Types in the City:
  1. Rolling Stock – has wheels
  2. Non-rolling stock – does not have wheels
     - IT/Software
     - Public Safety Equipment

- 3 year plan: identify equipment needs, determine financial impacts, prioritize requests, and develop a comprehensive financial plan.

- Funding Sources: Utilities, Street Lighting, Bonds

Bond Eligible Capital Equipment

- Capital Equipment:

  (1) public safety equipment… road construction and maintenance equipment, and other capital equipment; and

  (2) computer hardware and software, whether bundled with machinery or equipment or unbundled, together with application development services and training related to the use of the computer hardware or software.

  Minnesota Statutes 412.301

- 3 year plan: identify equipment needs, determine financial impacts, prioritize requests, and develop a comprehensive financial plan.
- General Obligation Bonds: 5 Year Reimbursable Bonds

Capital Planning and Bonding Process

Develop Capital Plan
June to November 2022

- Part of internal budget process
- Identifies projects, equipment and technology priorities
- Alignment with Priority Based Budgeting

City Council Review
November 21, 2022

- Capital Plan is presented to Council during a Finance Committee meeting in the fall

Council Action
December 19, 2022

- Public hearings are held
- Resolution establishing bonding plan for coming year
- Resolution to approve list of 2023 capital equipment and intent to issue bonds to fund the capital equipment
- Resolution to approve 2023 capital improvement plan and intent to issue bonds to fund the capital improvement plan

Equipment Purchased Improvements Completed
throughout 2023

- Council approves purchases for large equipment and improvements in accordance with the purchasing code

Bonds are Sold
October/November 2023

- Resolutions provide for the issuance, sale and delivery of bonds, and award the sale

THE CITY OF DULUTH MINNESOTA

Capital Internal Prioritization Process

SAFETY	• Safety of our staff and the public is our #1 priority
COMPLIANCE	• Regulatory compliance • Accessibility
INEFFICIENCIES	• Excessive downtime • Difficulty/Inability to obtain parts or materials • Beyond Useful Life
EFFICIENCIES	• Operational • Energy • Integrity • Functionality
GROWTH	• Expand public services

THE CITY OF DULUTH MINNESOTA

Implications of a Status Quo Budget

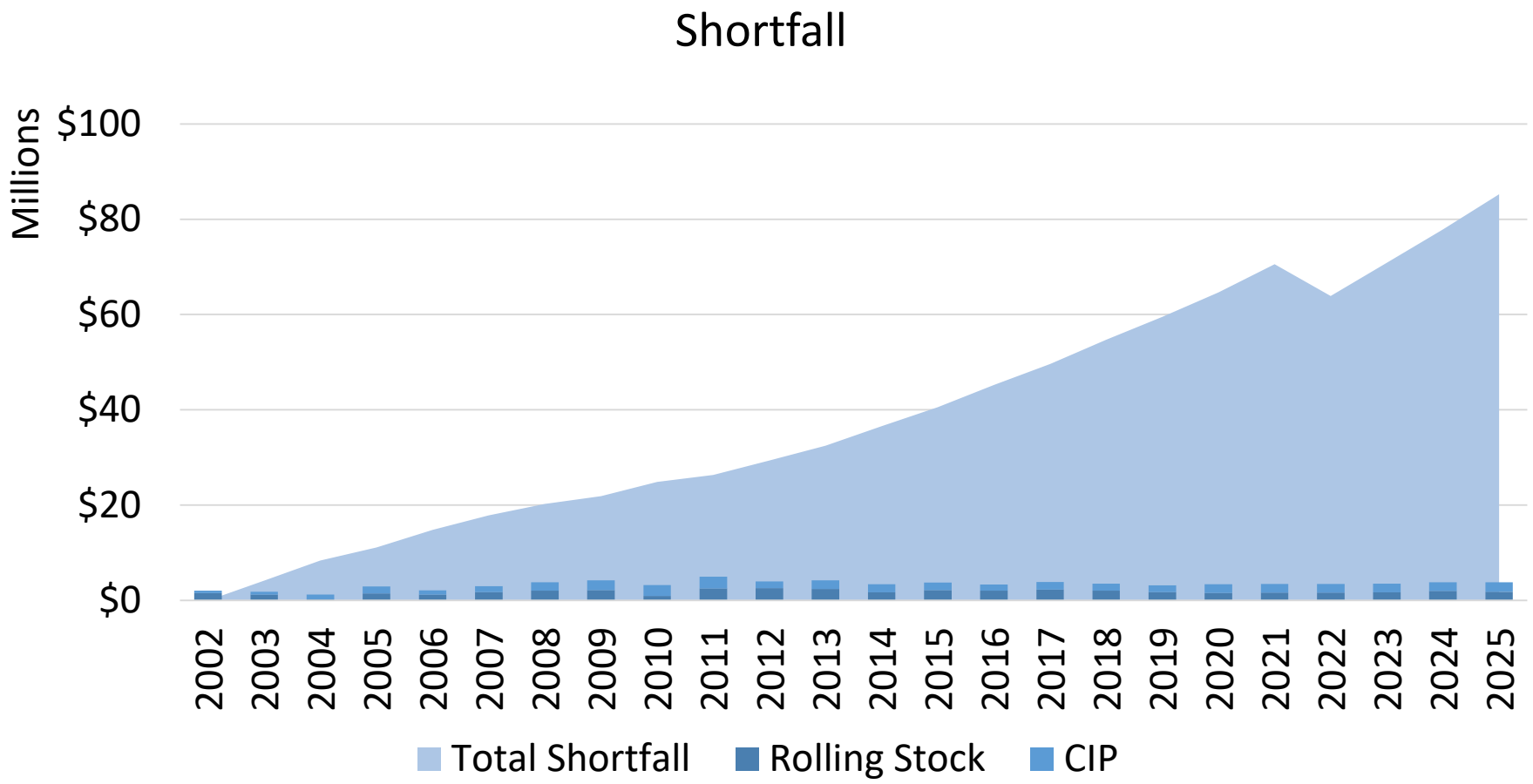

Historical Capital for Bond Eligible Projects and Equipment

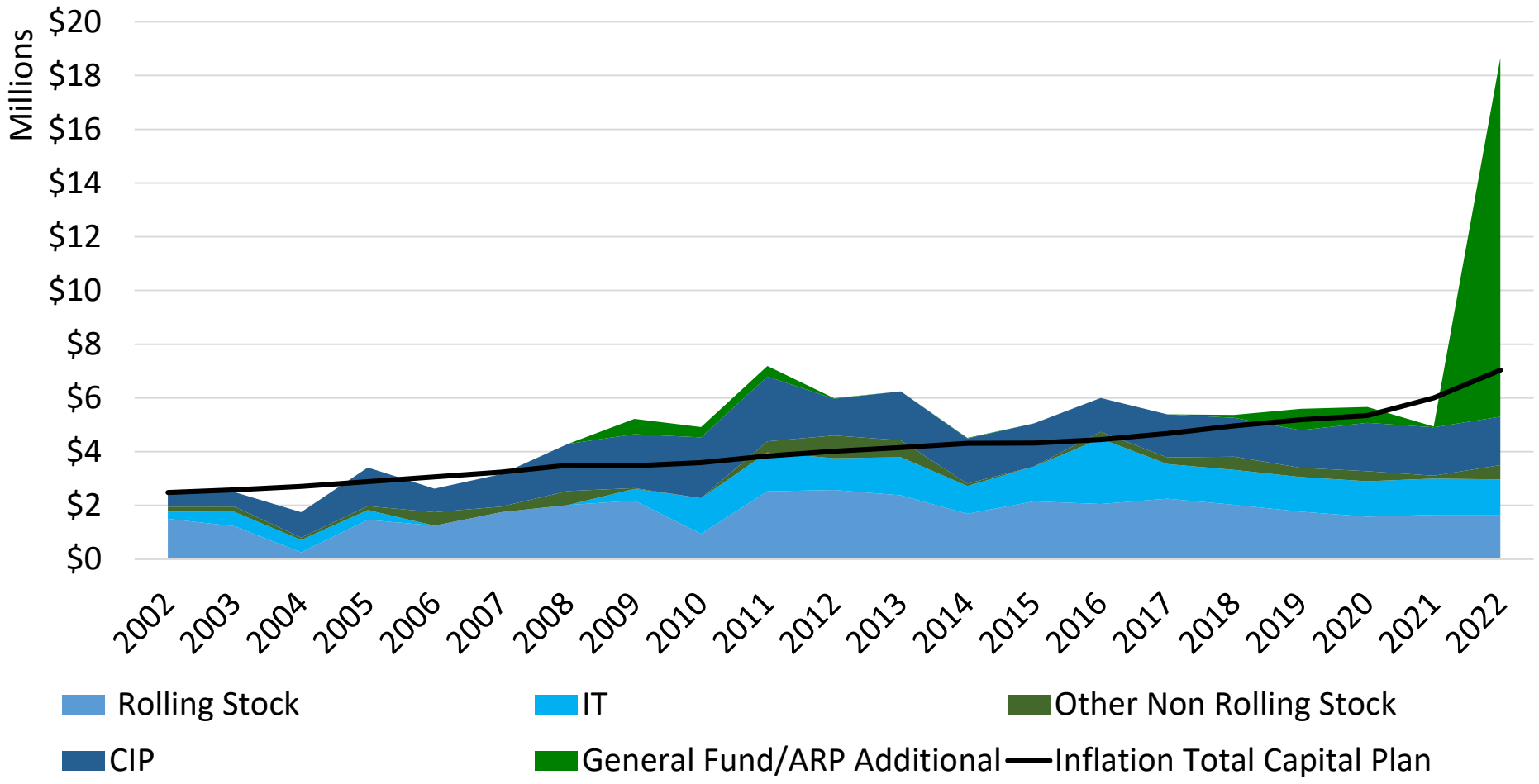

Historical Capital

CEP Examples

- Fire Truck Cost Over the 20 years (400% increase)
  - 2002: $220K
  - 2011: $850K
  - 2022: $1.1M
- Police Cars (73% increase)
  - 2002: $26K
  - 2011: $30K
  - 2022: $45K

CIP Example

- 2021 – 2022: Construction Cost Index forecasts a 14.1% year-over-year increase
- 2023: 4%
- 2024: 4%

2023 Capital Improvement Plan $102.1 Million by Category

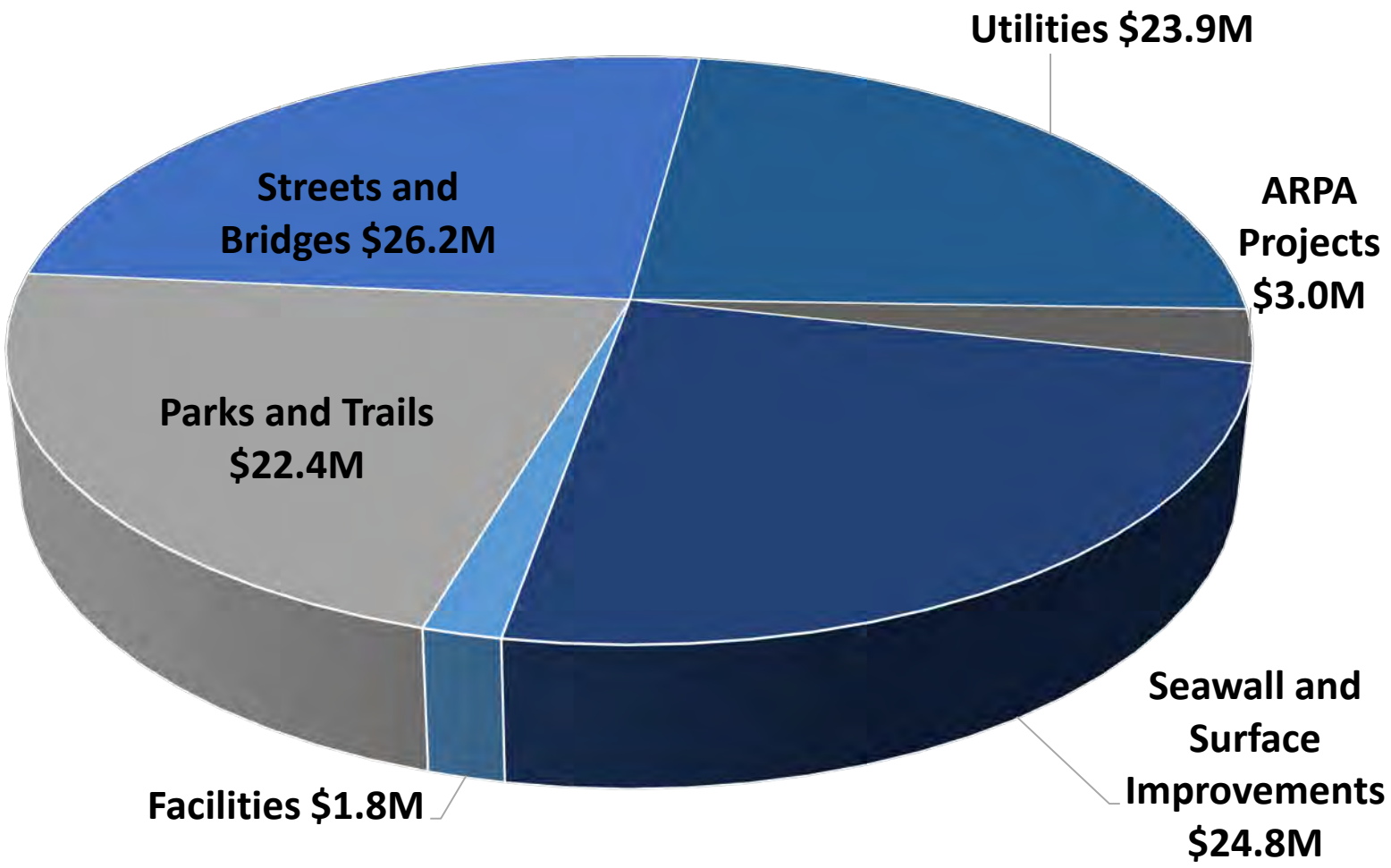

*Numbers may not add to total due to rounding.

2023 Capital Improvement Plan

2023 Funding Sources as Follows:

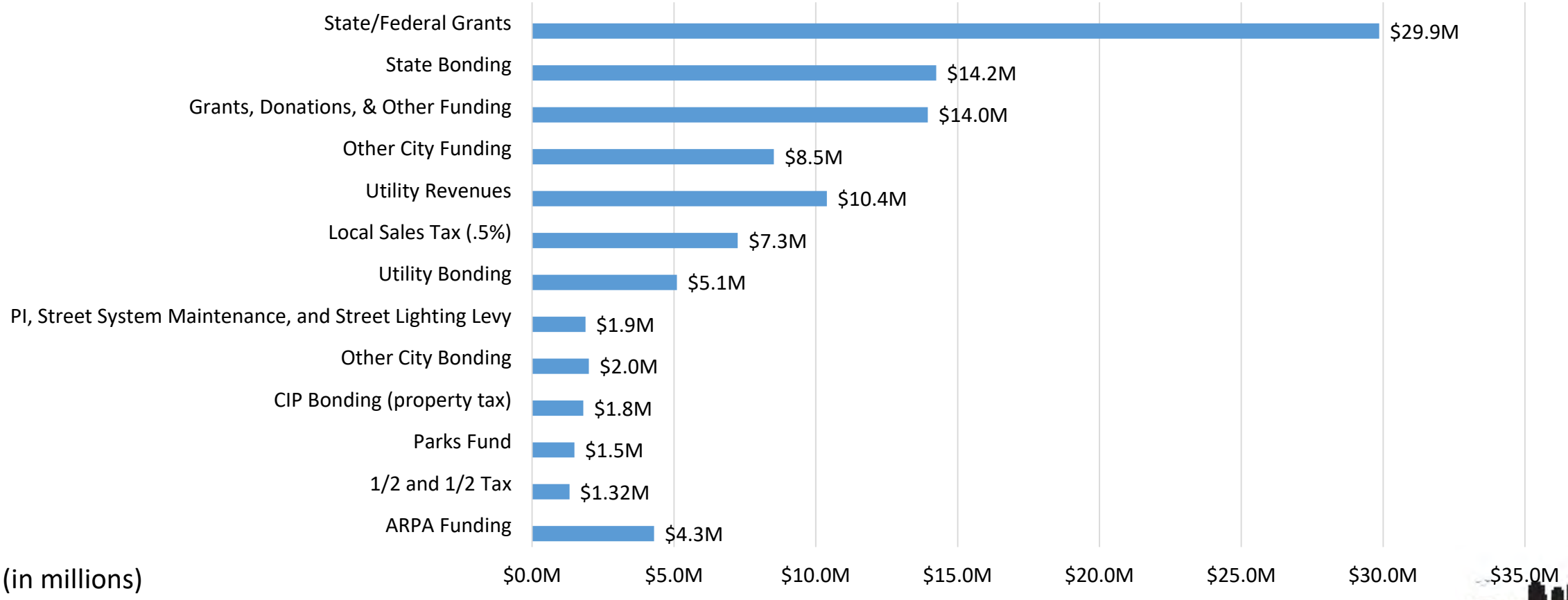

2023 Plan Total – $102.1 Million

*Numbers may not add to total due to rounding.

Five Year Capital Improvement Plan $303.7 Million by Category

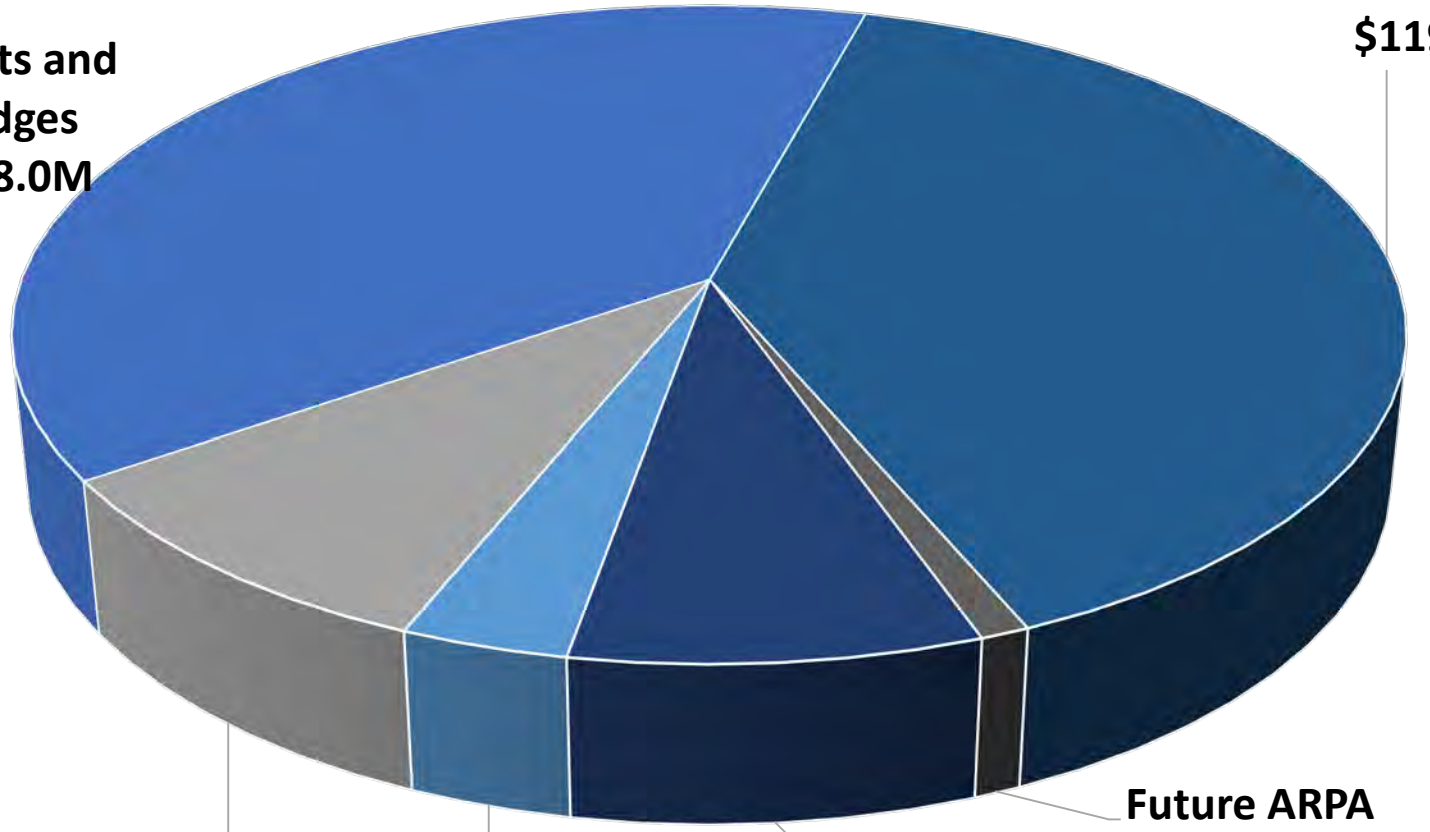

*Numbers may not add to total due to rounding.

Five Year Capital Improvement Plan

Five Year Plan has Funding Sources as Follows:

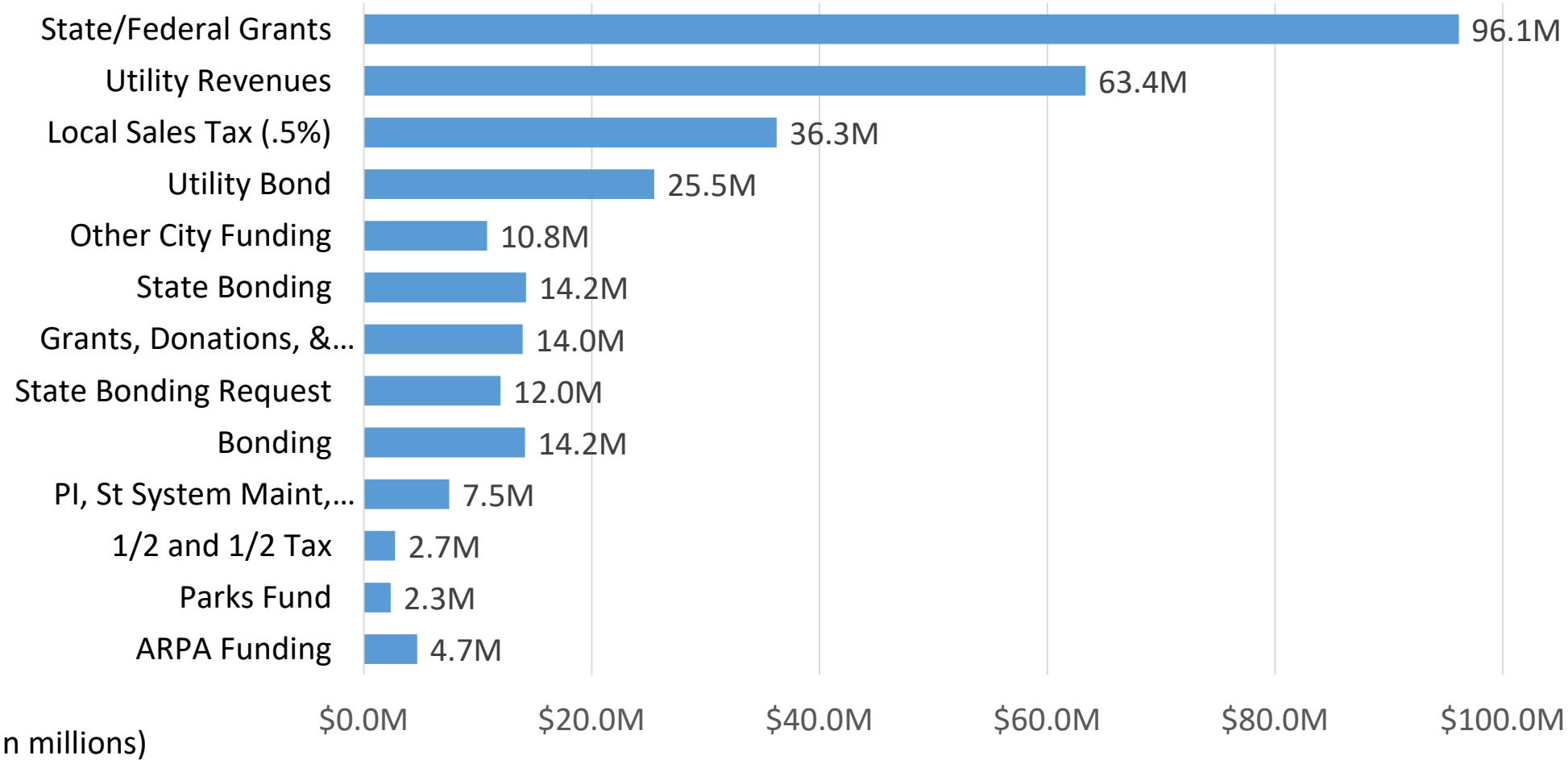

5 Year Plan Total – $303.7 Million

*Numbers may not add to total due to rounding.

Facilities

CAPITAL PROJECTS AND FUNDING SOURCES

16

Capital Planning Process for City Facilities

Annual CIP Facility Condition Assessment Process

- Staff-consultant team completed building-by-building facility condition assessment for all PFM managed buildings (all but PWU facilities), and works to update the asset management system each year to include work performed and evolving capital improvement plans

Strategic Facility Planning

- The PFM team is working to formulate and present strategies for adequately maintaining and updating City facilities through a combination of gradually increasing public investment, alternate funding sources, targeted demolition, facility consolidation, and renewal of critical facility assets

Firehall #8

2023 Capital Facility Improvements

Main Library

Total Number of CIP Buildings	27 of 148 buildings*
Total Square Feet CIP Buildings	404,955**
Investment by Square Foot	$4.45
CIP Eligible Buildings	$425,000
Public Safety Facilities	$325,000
Civic Buildings	$1,050,000
TOTAL CAPITAL IMPROVEMENT BONDS FOR ELIGIBLE CIP FACILITIES	$1,800,000

*The remaining 121 City Facilities are comprised of Parks and Recreation buildings and site amenities, and Public Works & Utilities' facilities

**Total square footage for all City facilities is 1.2 million

How CIP Investments are Targeted

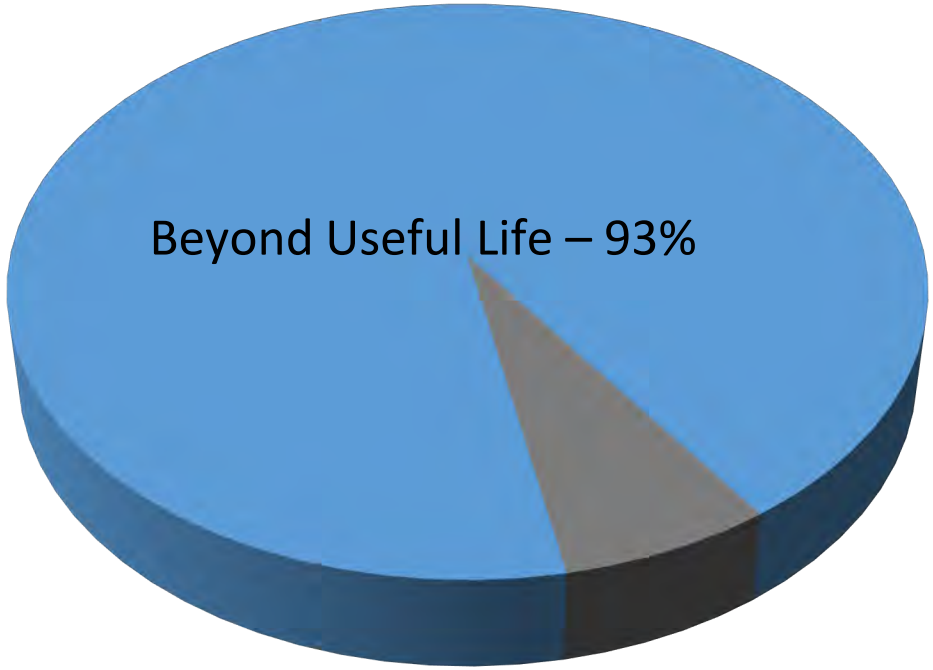

Other –

<u>Other consists of:</u>

- Energy
- Integrity
- Accessibility
- Air & Water Quality
- Modernization
- Functionality
- Life Safety Security

What is FCI?

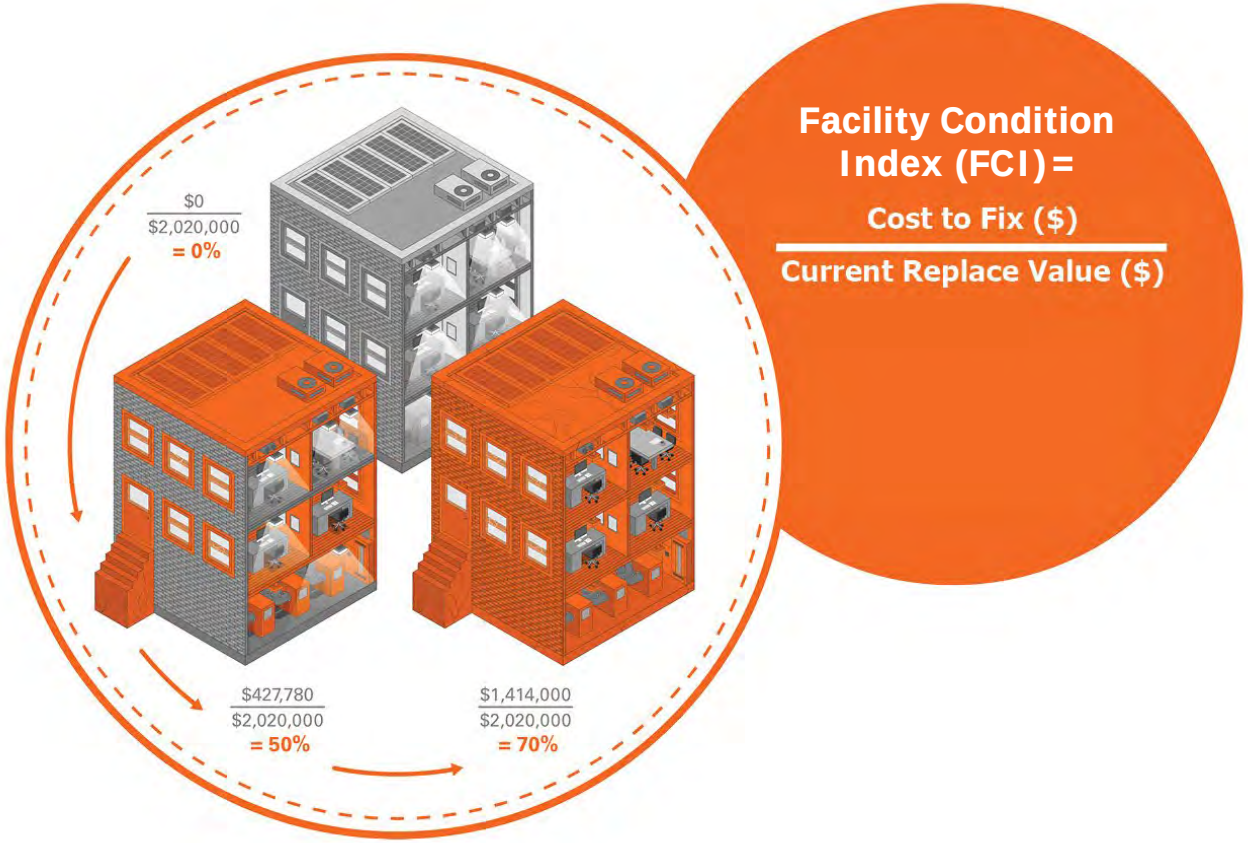

Facility Condition Index (FCI) =

Cost to Fix ($)

Current Replace Value ($)

LINE of DOOM

ONCE THE ASSET REACHES A FACILITY CONDITION INDEX OF **0.60** THE "COST TO FIX" INCREASES BY **5x.**

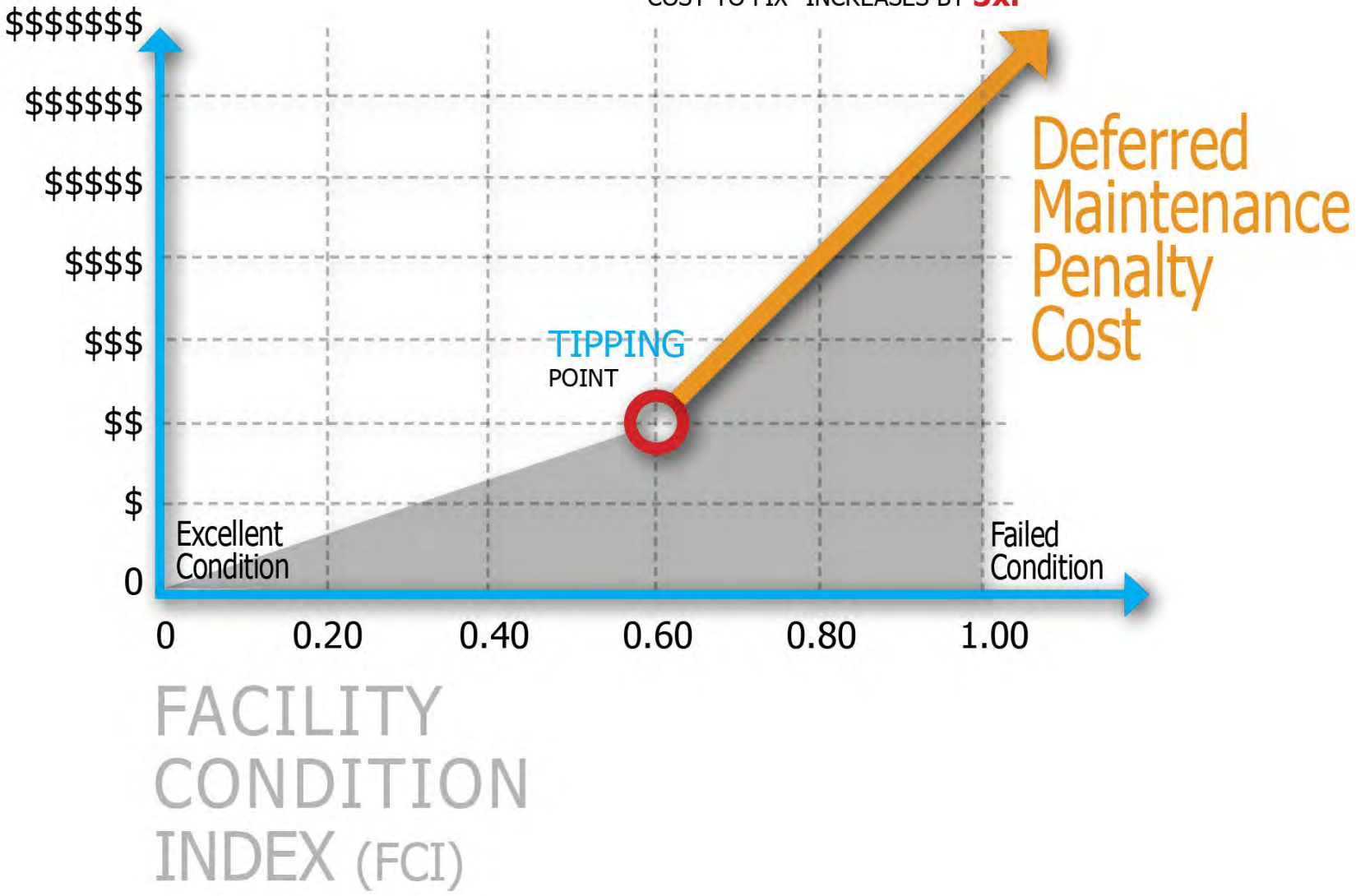

FUNDING GAP

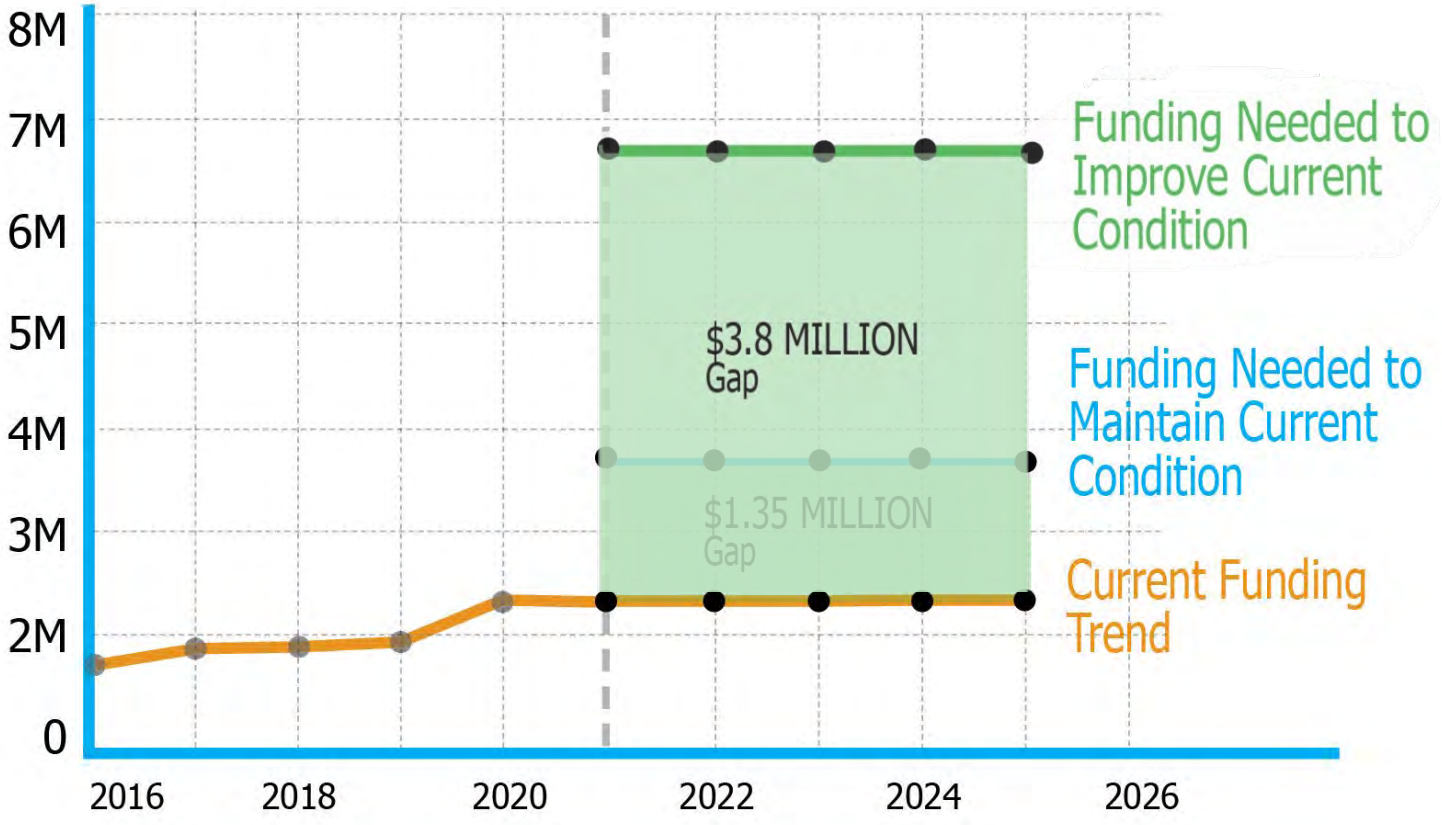
8M
7M
6M
5M
4M
3M
2M
0
2016
2018
2020
2022
2024
2026
$3.8 MILLION Gap
$1.35 MILLION Gap
Funding Needed to Improve Current Condition
Funding Needed to Maintain Current Condition
Current Funding Trend

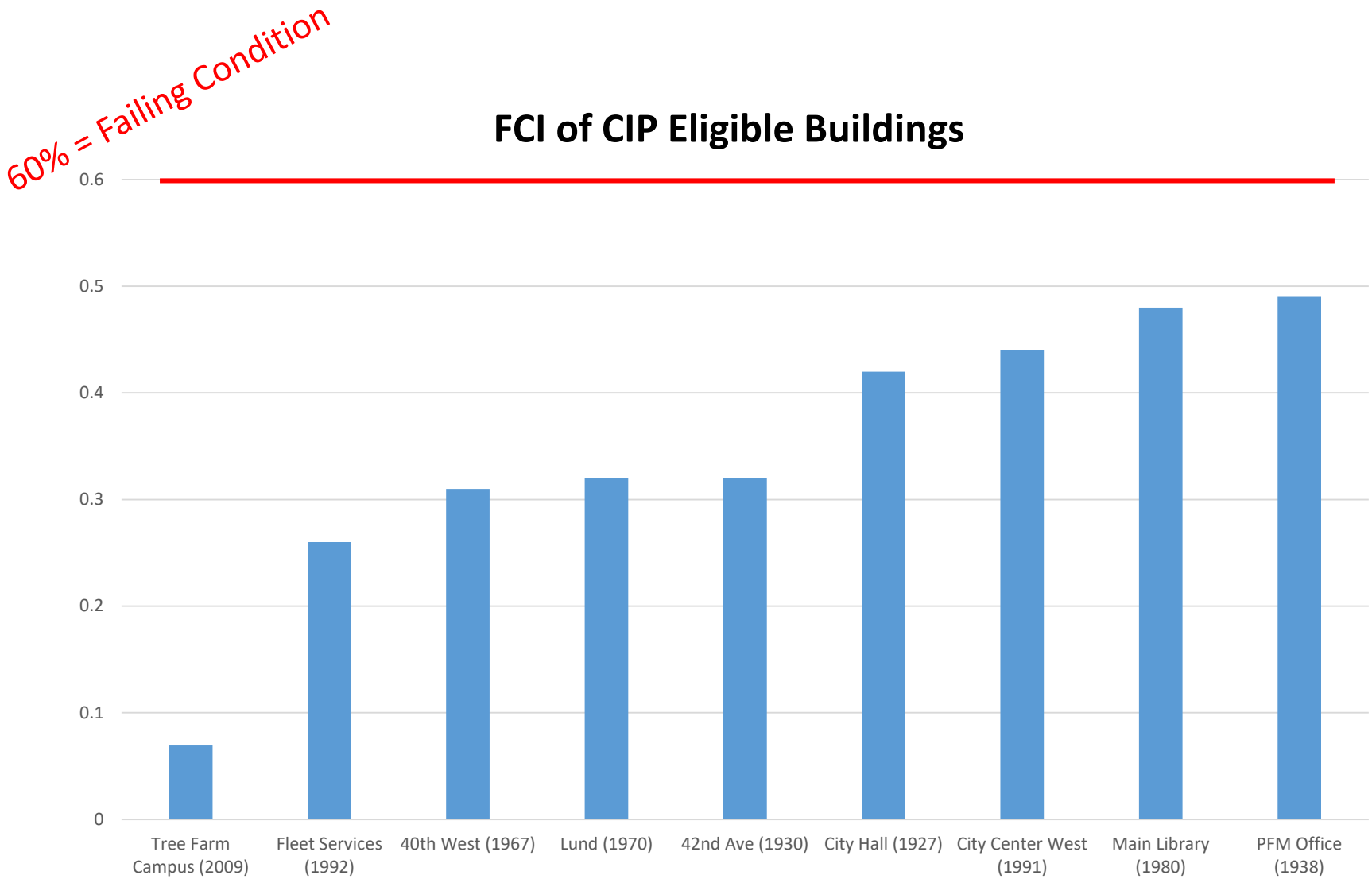

Duluth Parks & Recreation

THE CITY OF DULUTH MINNESOTA

DULUTH PUBLIC LIBRARY

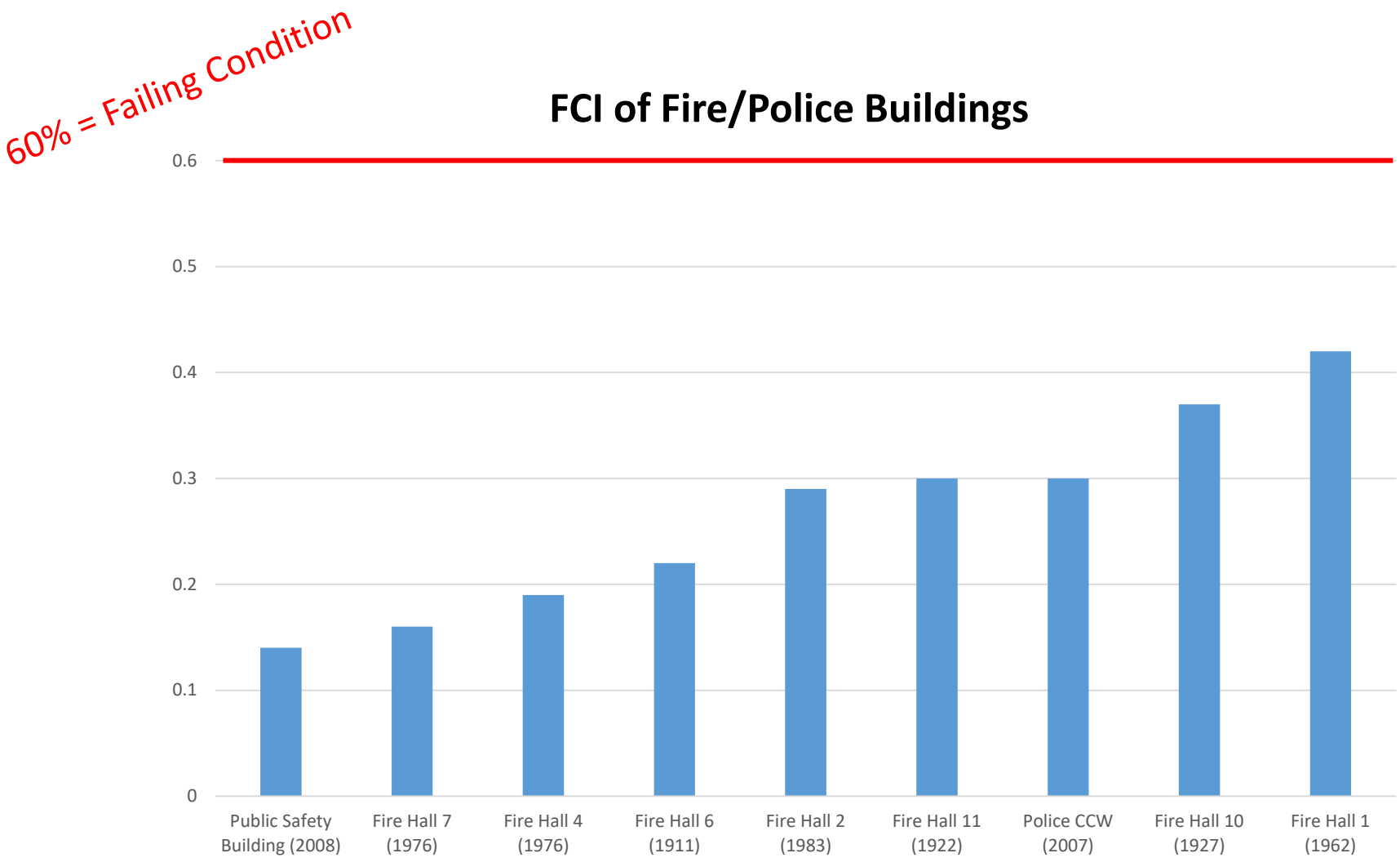
60% = Failing Condition
FCI of Fire/Police Buildings
0.6
0.5
0.4
0.3
0.2
0.1
0
Public Safety Building (2008)
Fire Hall 7 (1976)
Fire Hall 4 (1976)
Fire Hall 6 (1911)
Fire Hall 2 (1983)
Fire Hall 11 (1922)
Police CCW (2007)
Fire Hall 10 (1927)
Fire Hall 1 (1962)

Projections of FCI & Annual Funding

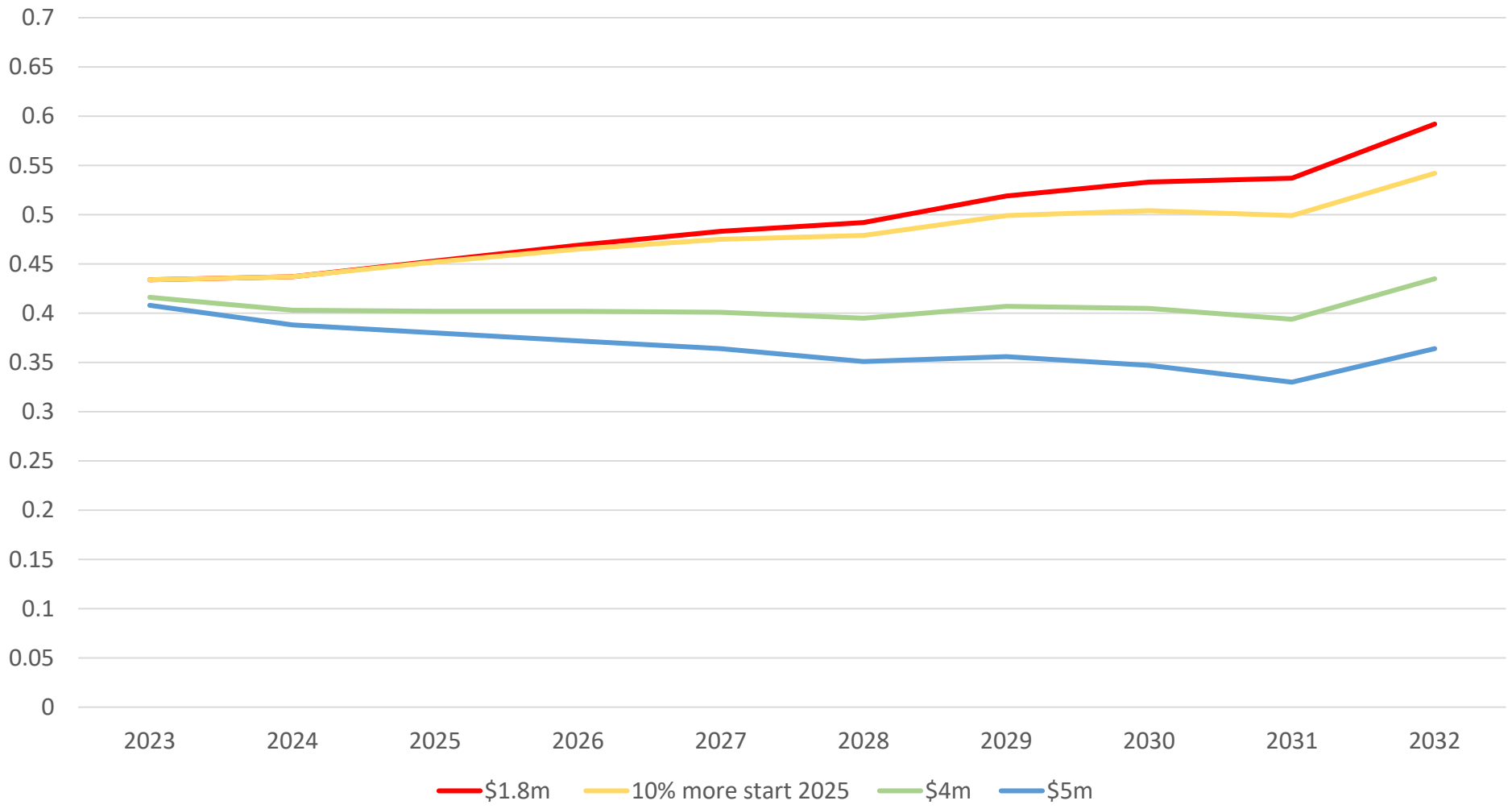

Annual 10% budget additions are significant aid to slowing FCI increase, but cannot contribute to overall reductions as sole funding source

Project Detail – Capital Improvement Bond

Priority	Facility	CIP Project	Project Rationale	2023 CIP
Critical	City Wide, including Fire Halls	CIP Eligible Capital Maintenance Requirements – ADA, Security, Mechanical, Electrical, Envelope, Energy, Project Contingencies, etc.	End of Life Cycle, Function, Code, Asset Integrity, Life Safety, Accessibility, Energy	$750,000
Critical	City Hall	Heating, Ventilation, and Air Conditioning Upgrades	Air Quality, Life Safety, Asset Integrity	$800,000
Critical	City Hall	Grounds Improvements	Failing Infrastructure/Asset Integrity	$250,000
			TOTAL	**$1,800,000**

City Hall

City Hall HVAC Renewal



Funding Sources

- $12 million from American Rescue Plan Act
- $2.4 million from CIP allocations ‘22-’24

Project Scope

- *Current HVAC system:* steam radiators for perimeter heating, air handling units providing ventilation air to minimal areas, exhaust systems
- *Replacement equipment*: Dedicated Outside Air Supply units with Energy Recovery Ventilators; Variable Refrigerant Flow technology for space dehumidification and temperature control

Construction

- Demolition work has begun on mechanical rooms and core areas; anticipated completion of Summer 2024

Benefits

- Improved fresh air quality and distribution; control over building humidity levels for comfortable occupant working conditions and reduced interior maintenance needs; building controls regulate space usage and energy conservation

Recently Completed Projects

Building control upgrades at City Center West, 40th Toolhouse, PFM Shop

Construction of **new impound lot** for Duluth Police Department

Renewal of cabling throughout Main Library

Finishing the **interior renovation of office spaces** at City Hall

New flooring, ventilation equipment, and kitchen spaces at multiple Firehalls

Retaining wall repairs along Michigan Street at PFM Shop

Seawall & Surface Improvements State Bonding Project

Reconstruction of downtown Lakewalk shoreline to Beacon Point, DECC seawall, and adjoining Baywalk. Includes completion of Brighton Beach shoreline, green space, and amenities.

STATE BONDING BILL: 56.3 For a grant to the city of Duluth to predesign, design, construct, furnish, and equip seawall and lakewalk infrastructure with related surface improvements, including a boardwalk and bike trails, public gathering spaces, and loading areas, along the shore of Lake Superior in the City of Duluth. This appropriation may also be used for demolition and removal of existing seawall and lakewalk structures. 56.4 56.5 56.6 56.7 56.8 56.9 56.10 56.11 56.12

Total Cost: $24,000,000

State Bonding: $13,500,000

Federal Funding: $4,938,067

Other City Funds: $6,400,000

Total Funding: $24,838,067

Parks

CAPITAL PROJECTS AND FUNDING SOURCES

30

2023 Parks and Trails Funding Sources - $22,404,158

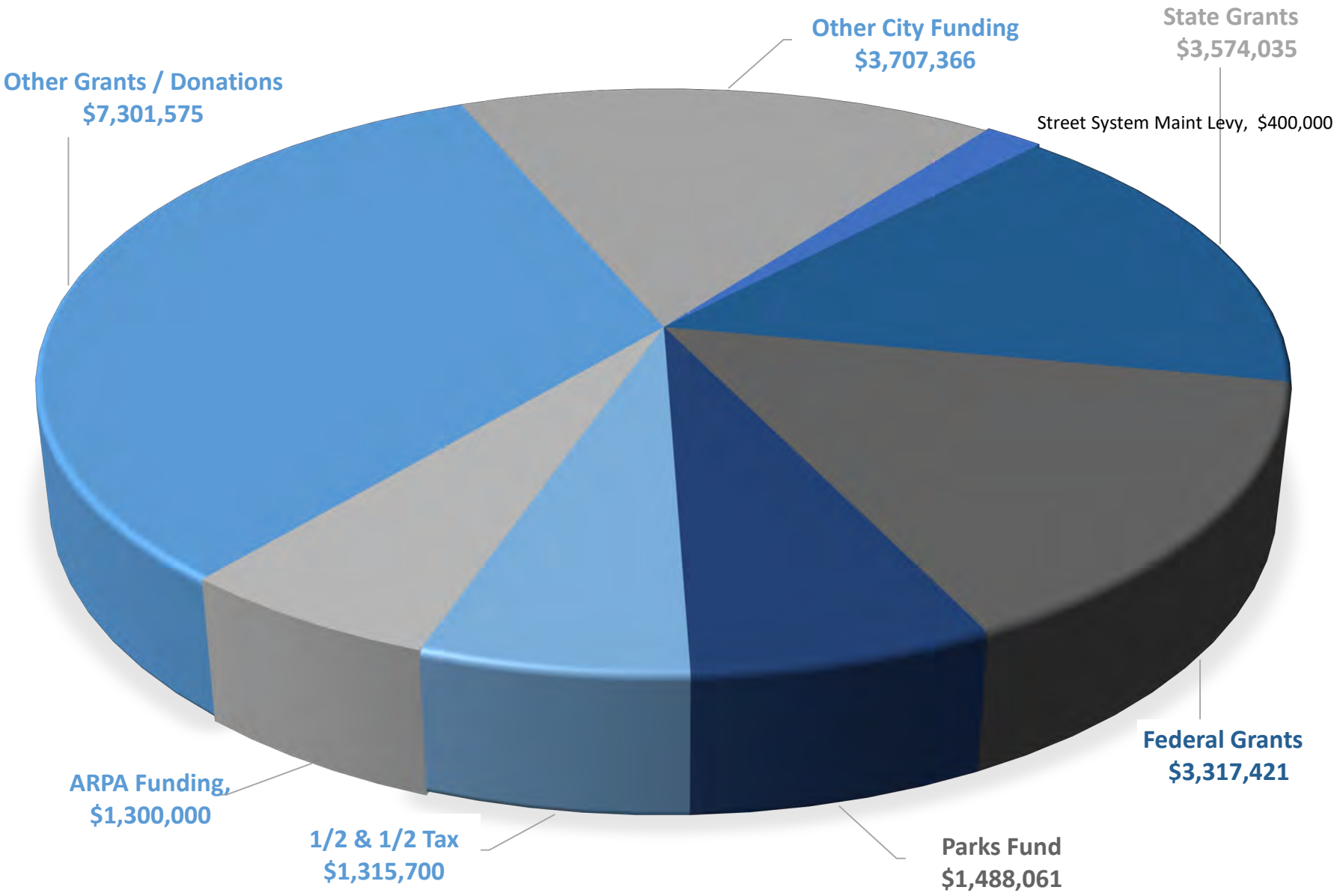

Duluth Parks & Recreation

THE CITY OF DULUTH MINNESOTA

2023 Parks and Trails - $22,404,158

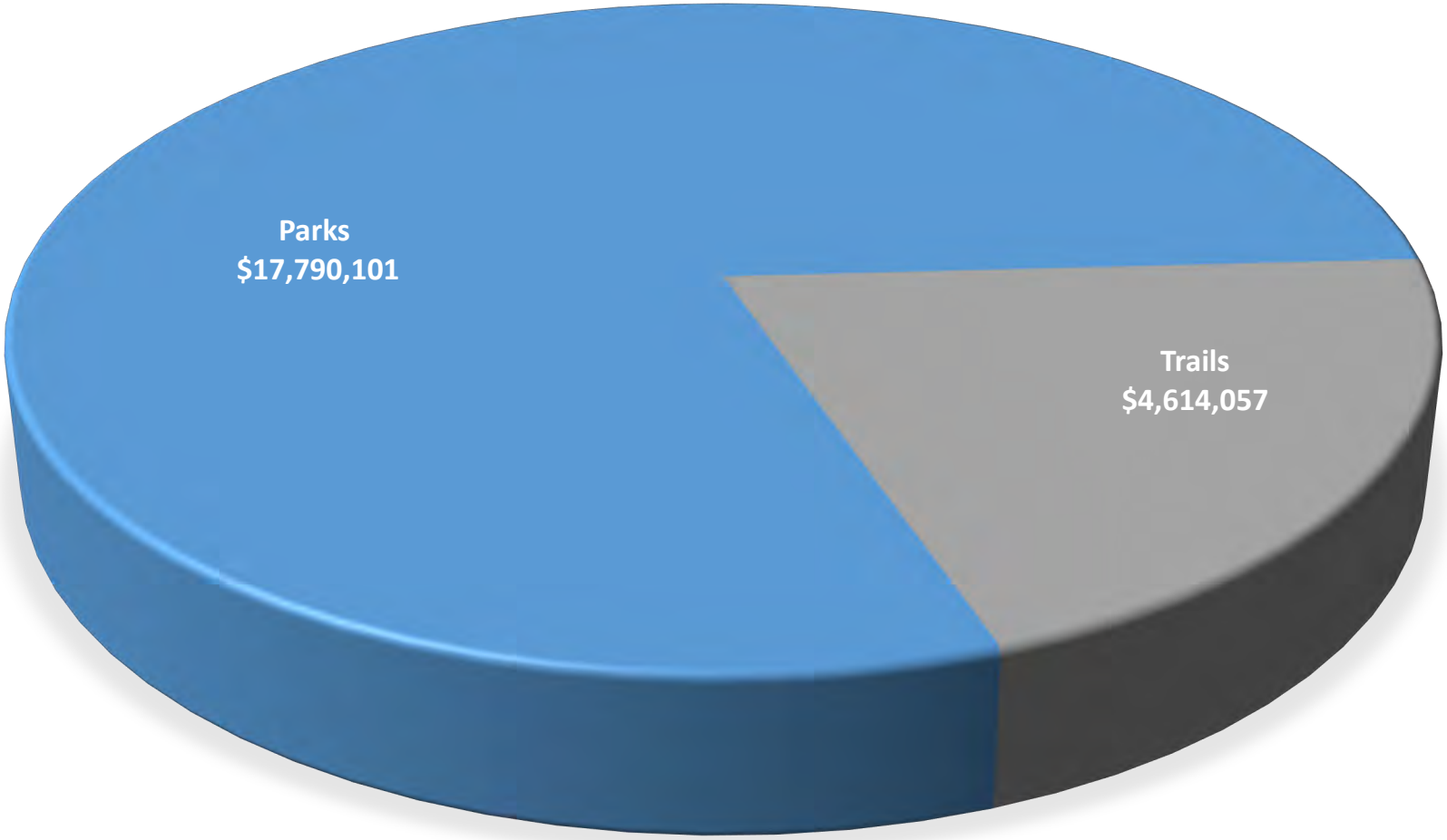

Duluth Parks & Recreation

THE CITY OF DULUTH MINNESOTA

2023 Parks Budget

St. Louis County Tax Forfeit Land Conveyance	$ 4,440,000
St. Louis River Natural Area Land Acquisition	3,730,000
Lincoln Park Restoration	4,268,406
Enger Golf Course Renovation	2,750,000
Brighton Beach Park	1,392,695
Spirit Landing Project	370,000
Zoo Main Building Design	204,000
Community Athletic Facilities Needs Assessment	150,000
Lester Park Golf Course Public Planning Process	100,000
Miscellaneous Infrastructure - Citywide	385,000
Total	**$ 17,790,101**

Duluth Parks & Recreation

THE CITY OF DULUTH MINNESOTA

Open Space Acquisition

Acquisition of $8.17 million worth of tax forfeit property across 11 distinct districts. The first five areas of focus include: Lester/Amity, Hartley/Downer, Piedmont, the St. Louis Riverfront, and Mission Creek for permanent protection.

Total Funding: $8,170,000

- Other Grants/Donations/Funding: $7,000,000
- Federal EPA Grant: $900,000
- Parks Fund: $270,000

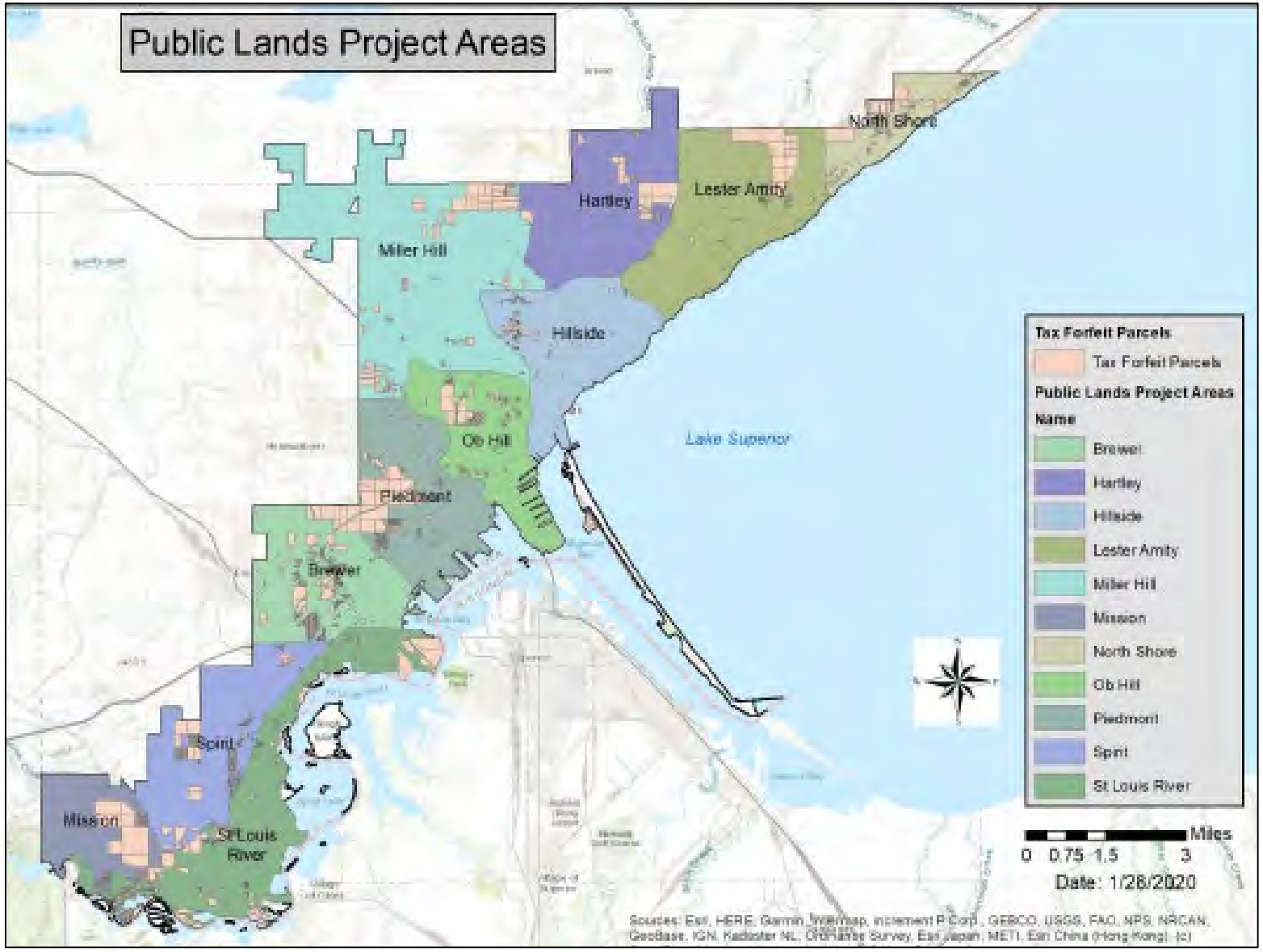

Lincoln Park Restoration

Comprehensive restoration of developed lower portion of Lincoln Park.

Total Funding: $4,268,406

- ARPA: $1,200,000
- National Park Service Grant: $750,000
- ½ & ½: $810,000
- Clean Water Grant: $299,525
- Local Grants/Donations: $186,575
- Parks Fund: $587,500
- Other City: $392,305
- Community Development Block Grant: $42,501

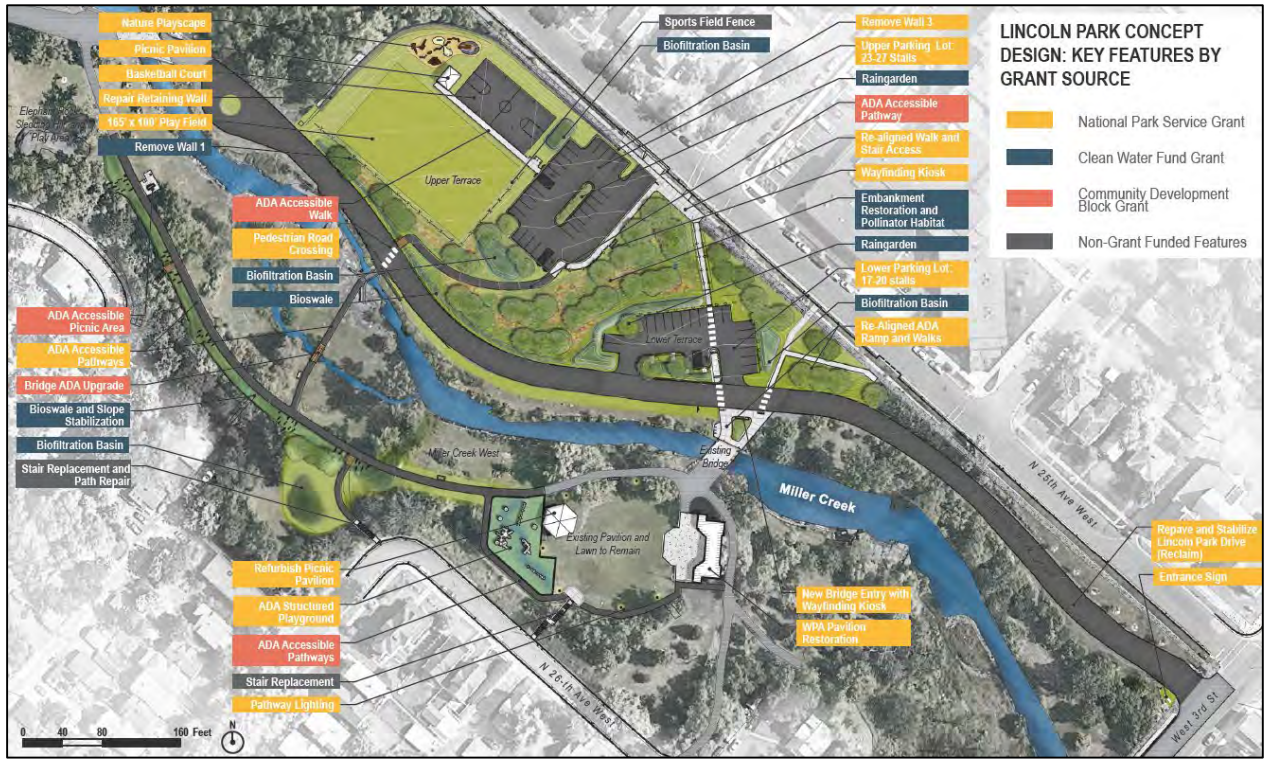

Brighton Beach Park

Construction of new northeast entrance road, stabilization of shoreline, and renewal of park amenities.

Total Funding: $1,392,695

- Federal Grant: $515,695
- State Grant: $285,939
- Other City Funds: $414,061 (Street System Maint)
- Parks Fund: $177,000

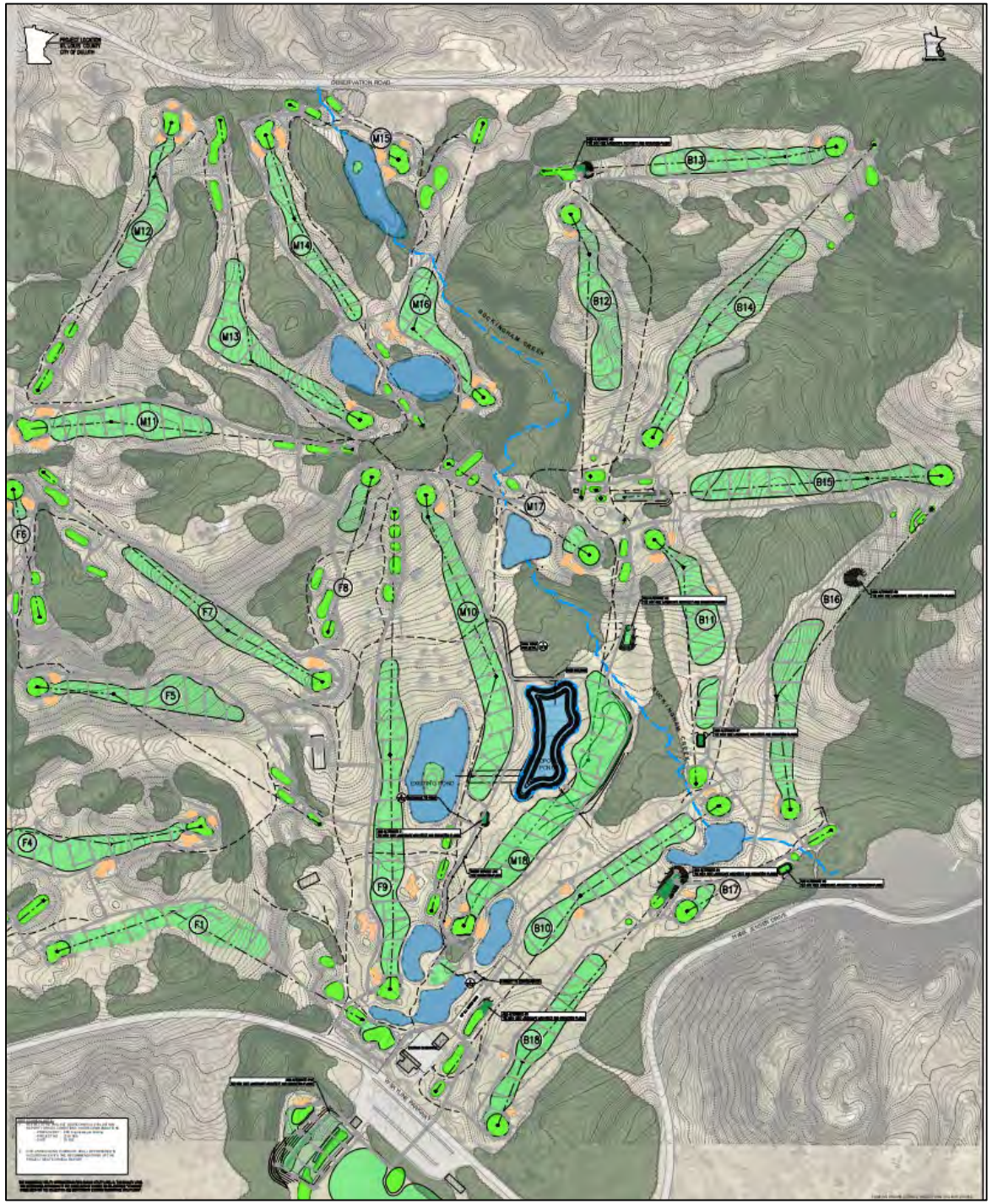

Enger Park Golf Course Renovation

Enger Park Golf Course renovation items in this phase include a new irrigation system and expanded irrigation pond capacity as well as improvements to fairways, bunkers, etc.

Total funding: $2,750,000

- Bonding: $2,000,000
- Revenue Replacement: $750,000

Spirit Landing

Protect and restore eight-acre riverfront property and connect trail systems to and through the property.

Total funding: $370,000

- ½ and ½ Funds: $120,000
- Grants: $250,000

Lake Superior Zoo Main Building Pre-Design

Lake Superior Zoo main building pre-design.

Total Funding: $204,000

- Bonding: $204,000

Community Athletic Facilities Needs Assessment

Assessment to determine community athletic facility needs and recommend capital investments in existing and new facilities.

Total Funding: $150,000

- Parks Fund: $150,000

Miscellaneous Parks Projects

- Midtown Park Planning: $100,000
- Plan for future use of Lester Park golf course: $100,000
- Park Point Beach House Maintenance: $90,000
- Indian Point Campground Maintenance: $70,000
- Fond du Lac & Historical Parks Design: $30,000

2023 Trails Budget

Spirit Mountain area trails	$ 1,478,696
Cross City Trail-Irving Park to Greene Street	1,129,750
Waabizheshikana-The Marten Trail – Segment 2 and interpretation	780,100
Snowmobile Trail	400,000
Park Point Beach Access: Lafayette CC	206,076
St. Louis River Estuary Water Trail Improvements	100,000
Other Trail Improvements	519,435
Total	**$ 4,614,057**

Duluth Parks & Recreation

THE CITY OF DULUTH MINNESOTA

Spirit Mountain Area Trails

Enhance trails in and around Spirit Mountain for cross country skiing, snowmobiling, and mountain biking.

Total Funding: $1,478,696

- State Grant: $1,254,471
- Federal Grants: $224,225

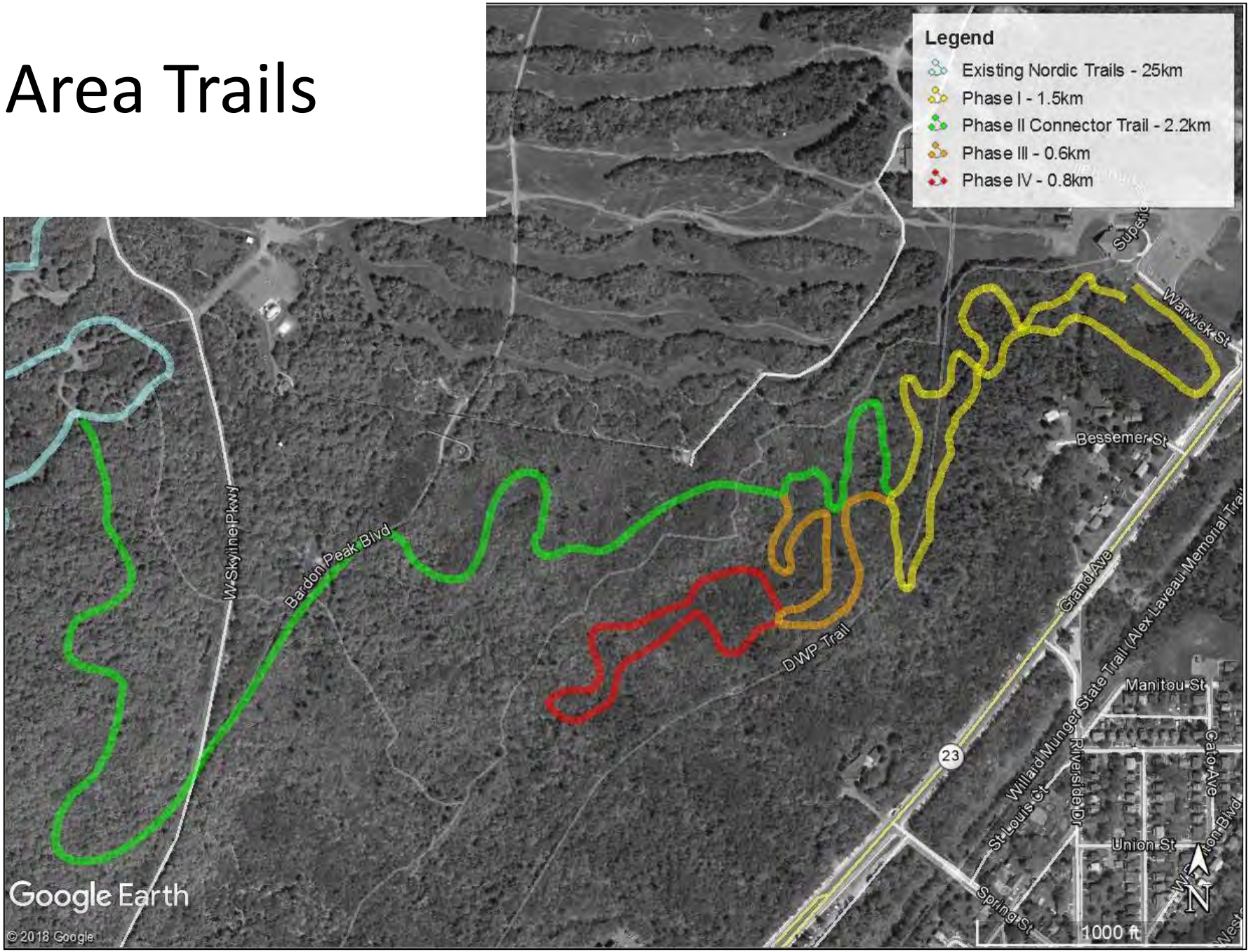

2023 Cross City Trail Construction

Construction of two small CCT segments: one from Irving Park to 59th Avenue East, the second from Pulaski Street to a trailhead across from the zoo.

Total Funding: $1,129,750

- Federal Grant: $600,000
- ½ and ½: $255,700
- Other City Funds: $246,000
- Parks Fund: $28,050

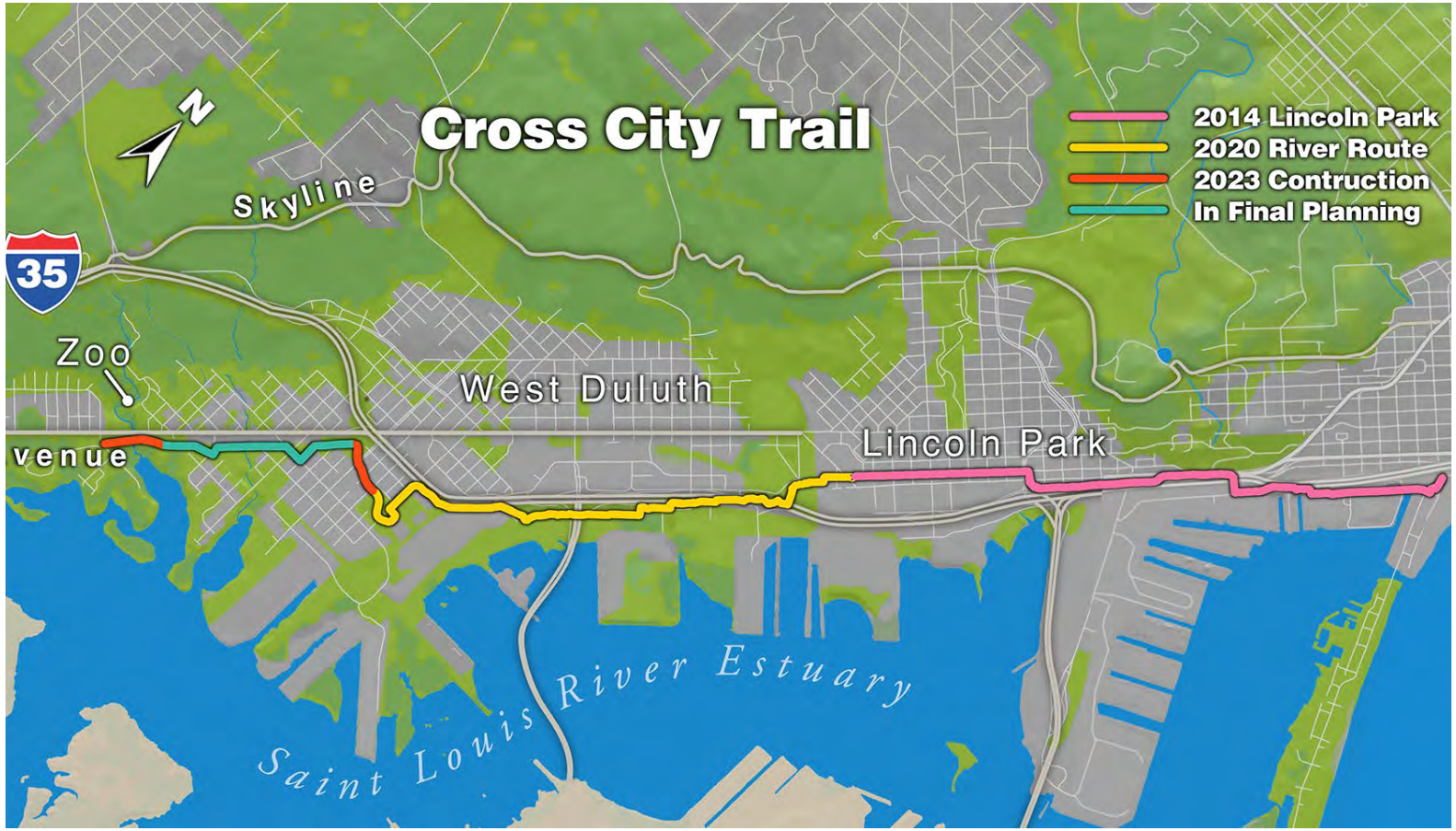

Waabizheshikana: The Marten Trail Implementation

Completion of Segment 3. Design of Segment 1, Segment 2, and interpretive elements for 2024 construction.

Total Funding: $780,100

- State Grant: $630,100
- Other Grants: $115,000
- Federal Grant: $35,000

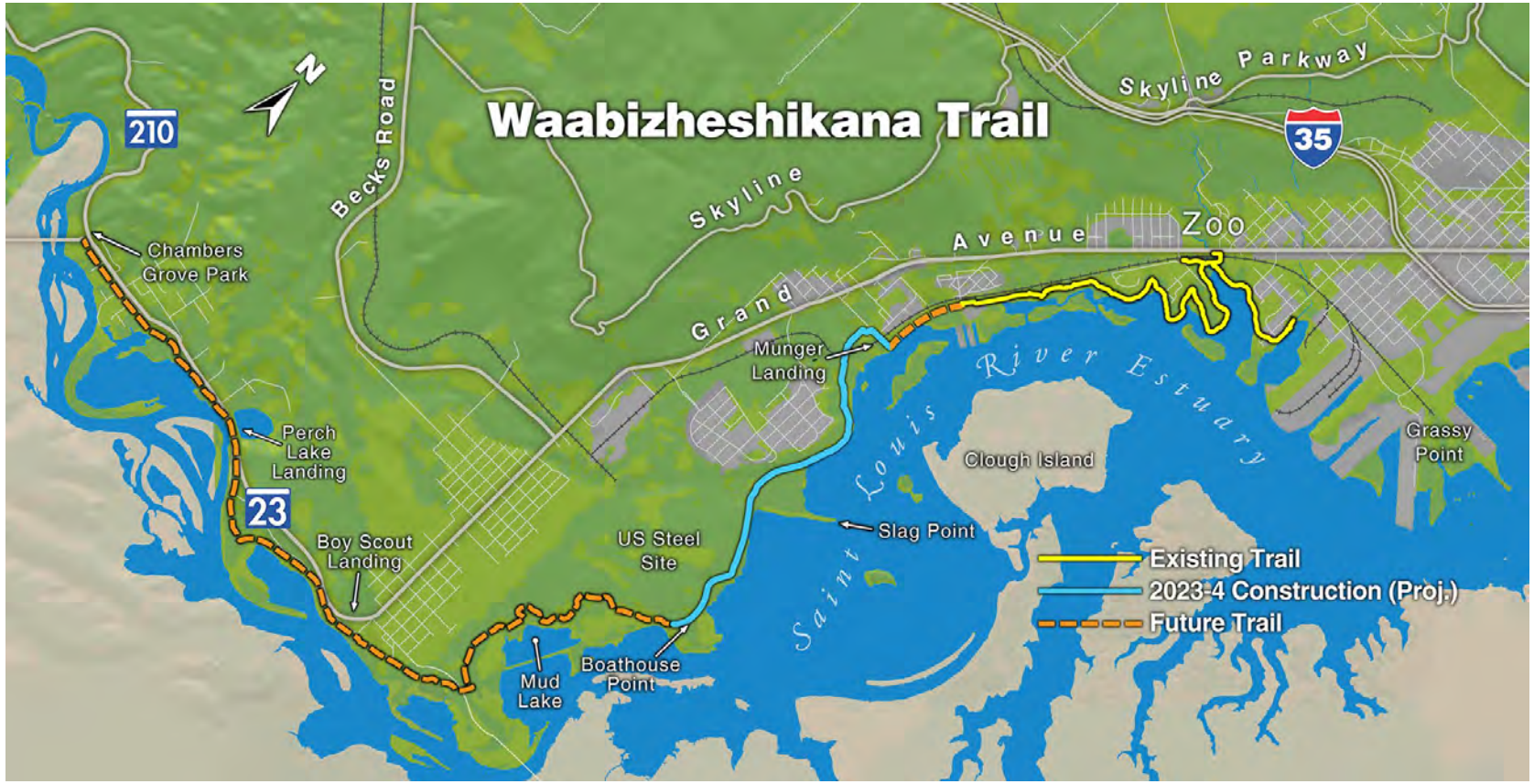

Knowlton Creek Bridge & Snowmobile Trail

Complete abutments for Knowlton Snowmobile Trail bridge and a trail connecting the lower Spirit Chalet to the Cross-City Trail

Total Funding: $400,000

- State Grant: $250,000
- Federal Grant: $150,000

Park Point Beach Access: Lafayette Community Center

Replace deteriorated boardwalk, providing ABA beach access from Lafayette Community Center parking lot, across Park Point sand dune, to the beach.

Total Funding: $206,076

- Federal Grant: $100,000
- Other City Funds: $100,000
- Parks Fund: $6,076

St. Louis River Estuary Water Trail Improvements

New and improved canoe and kayak accesses at Munger Landing and Perch Lake

Total Funding: $100,000

- ½ & ½: $100,000

Other Trail Improvements

Total Funding: $519,435

- Lakewalk Interpretive Plan: $20,000
- ADA Access: $10,000
- Bridges/Infrastructure Failures: $14,435
- Lakewalk Speed Limit Signage: $10,000
- Amity Creek Multi-Purpose Trail Gates: $10,000
- Property Acquisition: $400,000 State Grant; $55,000 Parks Fund

Thank you!

Duluth Parks & Recreation

THE CITY OF DULUTH MINNESOTA

Public Works and Utilities

CAPITAL PROJECTS AND FUNDING SOURCES

51

2023 Street and Bridge Improvement Projects

Projects

- 2023 Street Preservation Program $7,700,000 *(Fund 290-Street Mtc Levy & 291-Sales Tax)*
- *6th Ave E, 1st to 2nd Street $6,650,000 (Regional Exchange District)*
- 3rd St, Mesaba to 12th Ave E $4,400,000 (*Fed & State Aid*)
- Raleigh St, 59th Ave W to Grand Ave $1,700,000 (*State Aid + Utility Funds*)
- Design of W. Superior St, Michigan St to Carlton Ave $2,815,000 (*Fund 291 + Utility Funds)*
- Aerial Lift Bridge Sidewalk Abutment & Approach $1,200,000 (*Federal Grant & State Aid)*
- St. Andrews Bridge Replacement at Tischer Creek $490,000 (*PI Fund & State Aid)*
- Miscellaneous Infrastructure & Sidewalk Improvements $815,000 (*Fund 290 & PI*)
- Lincoln Park Safe Routes to School $393,046 (*Fund 290 & State Aid*)
- MNDOT Goegic & Steel Creek $10,000 (*Fund 550 + Utilities)*

Funding Sources
Total $26,173,046

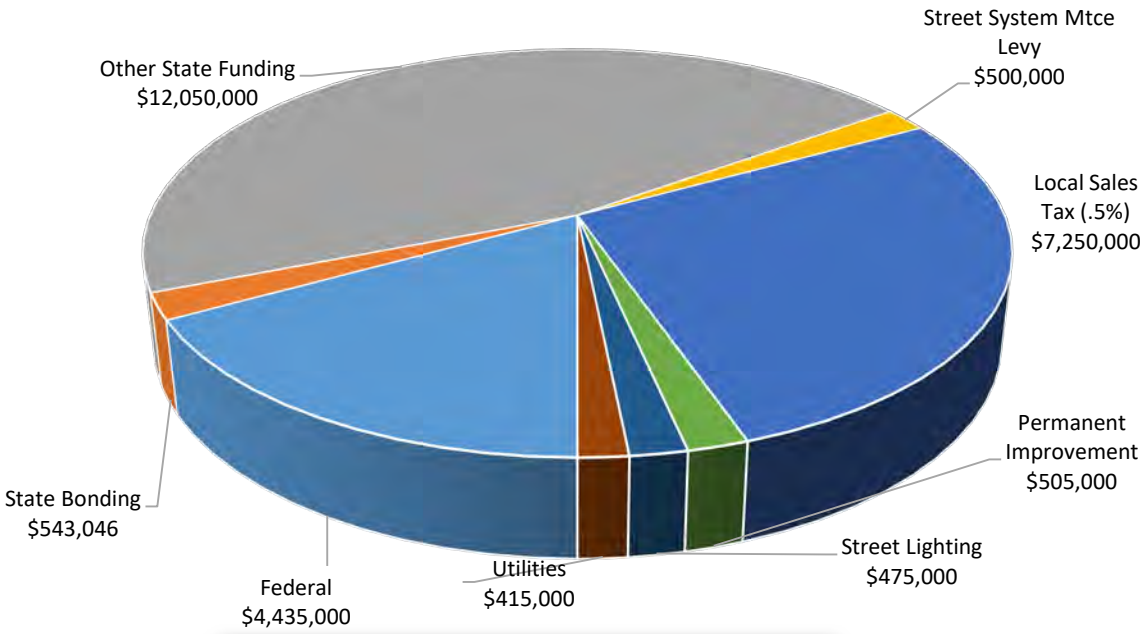

2023 Street Preservation Program

11.55 Miles of Street Improvements

2023 Segments

Ramsey St, Central Ave – 51st Ave W

W 6th St, 55th Ave W - 57th Ave W

Devonshire St, Atlantic - dead end westerly

Airport Blvd- Rice Lake Rd to Haines Rd

Venture Avenue- Airport Rd to Airpark Blvd

Harbor Drive and 5th Ave W

1st Ave E, from Superior St to 3rd St

3rd Ave E, from 2nd St alley to 2nd St

Chester Park Dr. alley, from 17th Ave E to 18th Ave E

Grand View Ave, 18th Ave E to Kent Rd

E 4th St, Hawthorne - Old Howard Mill

Old Howard Mill Rd, N 36th Ave E - E 4th St

36th Ave E, from Crescent View Ave to Old Howard Mill

Redwing St, Woodland Ave - Maxwell Ave

Alden Ave, Redwing St - Faribault St

Chip Seal various locations

THE CITY OF DULUTH MINNESOTA

2023 Utility Projects

- Maintaining the city's nearly 1,794 miles of Utility Infrastructure System requires strategic planning and coordination with City, County, and State street projects to make the most efficient use of limited CIP resources.
- Funding sources will be from utility revenues as well as loan/grant proceeds.

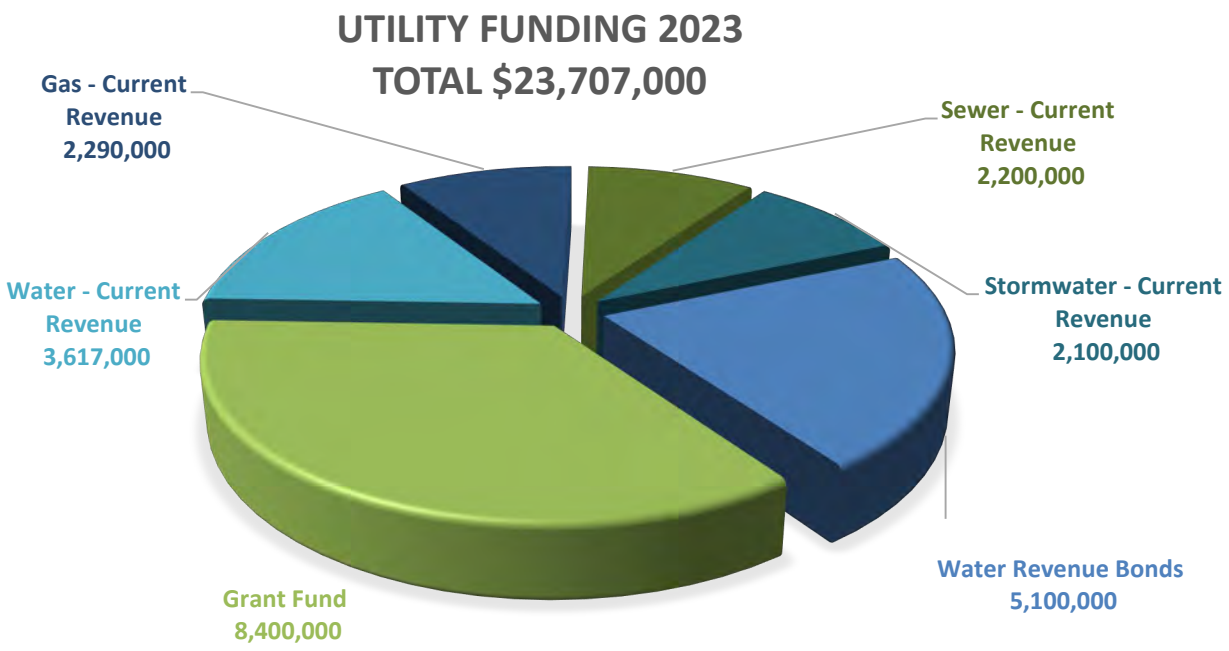

** Does not include $185K in W Superior St Design**

2023 Utility Projects

Water Fund Projects	2023
Lakewood WTP Resiliency Grant	3,500,000
Lakewood WTP Resiliency Grant Match	750,000
Woodland Pump Station (design)	250,000
Gogebic & Steel Creeks (MNDOT Coordination)	320,000
Morris Thomas Rd (SLC Coordination)	1,100,000
Lead Service Replacement Project (49% Grant Funded) If Awarded	10,000,000
Raleigh St, 59th Ave W to Grand	702,000
Devonshire St, Alantic to West End	120,000
First Ave E, Superior St to 3rd St Alley	240,000
Chester Park Alley	135,000
Total	17,117,000

Gas Fund Projects	2023
Blanket Project	$1,650,000
EFV/meter relocations /bollards	$500,000
Patch contract	$10,000
Street projects	$30,000
Gogebic culverts with MNDOT	$100,000
Total	2,290,000

Sanitary Fund Projects	2023
Morris Thomas Rd (SLC Coordination)	$100,000
Miscellaneous Street Projects	$100,000
Lift Station Rehabilitation	$450,000
Manhole Rehabilitiation	$50,000
Citywide Sanitary Sewer Lining	$1,500,000
Total	$2,200,000

Storm Fund Projects	2023
Annual Manhole Adjustments	50,000
Misc. Small Scale projects	145,000
Annual CIPP Lining	300,000
Annual SIP Coordination	750,000
Brewery Creek 5th St Alley	150,000
Citywide Pipe Repairs & Steep Slope "down drains"	200,000
FEMA Outfall Unreimbursed Overruns	35,000
Gogebic Creek CIPP & Improvements	385,000
Morris Thomas Rd with SLC	20,000
Miller Creek Down Drain w CI US ACOE Grant Match	60,000
US Steel Creek Storm Sewer Replacement	5,000
Total	2,100,000

** Does not include $185K in W Superior St Design**

THE CITY OF DULUTH MINNESOTA

ARP Project Updates

- Water Meter Replacements, $6.5 Million
  - **21.8% of meters are installed city-wide for a total of 6165 meters.**
  - **Started western Duluth. 71% of Gary New Duluth homes completed.**
- Lead Service Line Replacements, $3.6 Million
  - **Water Plant testing in progress, analyzing data.**
  - **Successfully installed 16 services, continuing in the spring.**
  - **Engineering design for 2023 replacement projects.**
- Water Main Replacements, $6.5 Million
  - **Hidden Valley, substantially complete, restorations in spring 2023.**
- Street Sweeping Equipment, $1.35 Million
  - **1 Sweeper delivered, in service.**
  - **2 more sweepers awaiting delivery.**

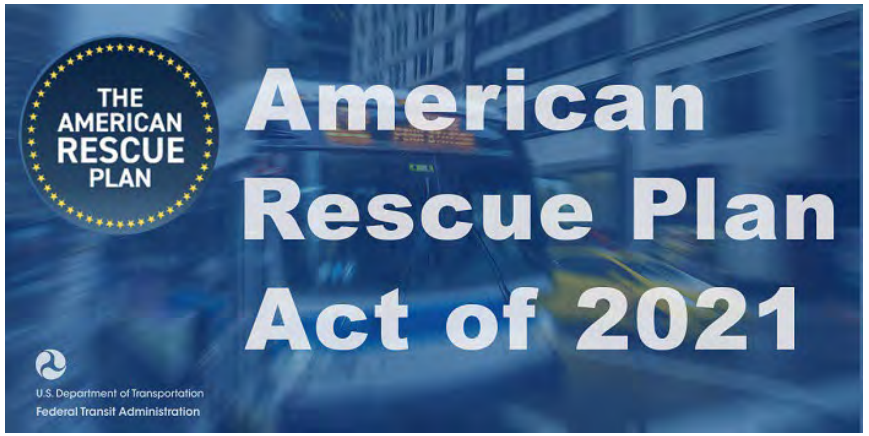

West Superior St. Reconstruction

- Transportation Engineering:
  - **Reconstruct West Superior St.- Michigan St. to Carlton Ave, estimated $38,000,000:**

    Currently in design phase, this project will address utilities, roadway and multi-modal transportation access.

    Funded with $24,000,000 RAISE Grant proceeds with assigned municipal contributions over multiple years.

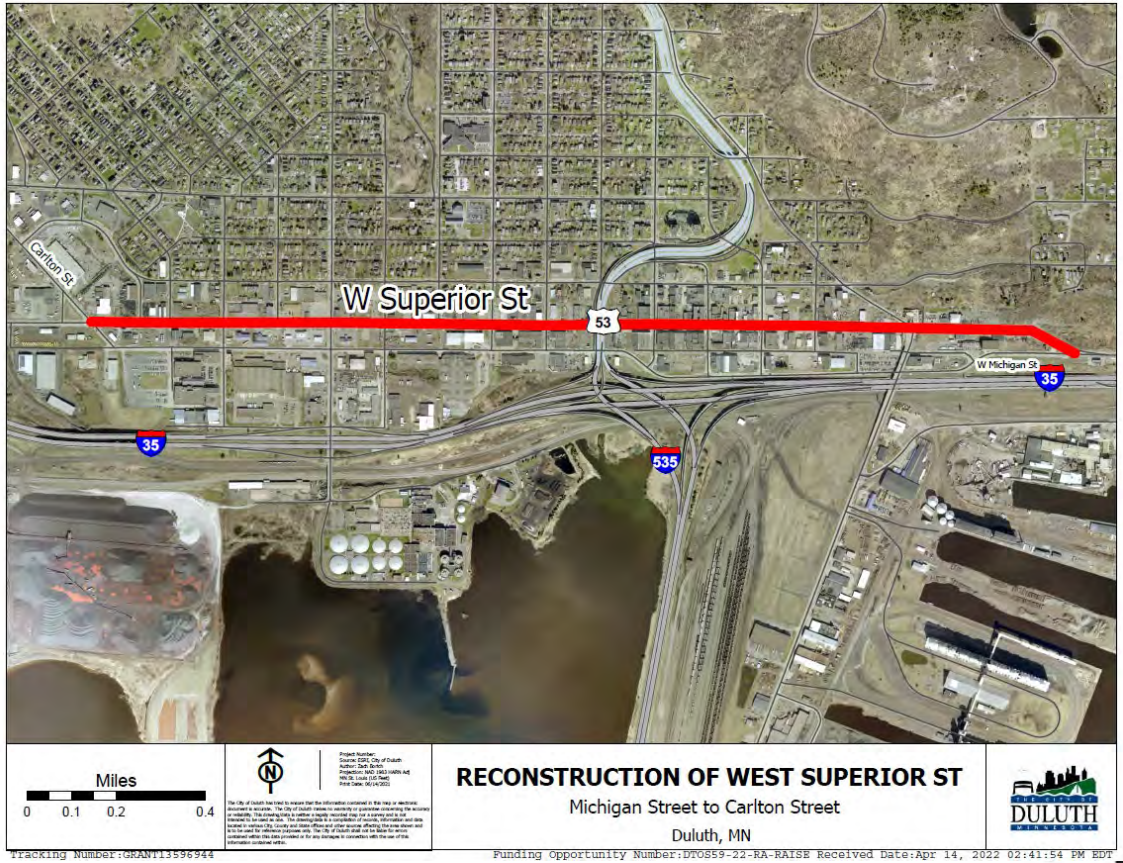

THE CITY OF DULUTH MINNESOTA

2023 Utility Projects
Major Projects

- Water:
  - **Lead Service Replacements, $10,000,000:**

    Addressing lead water service lines in homes across the city. There are approximately 5,000 known lead service lines conveying water into homes. State grant funded portion to cover private pipe replacement.

    Pending funding from State Public Facility Authority.

2023 Utility Projects
Major Projects

- Water
  - **Lakewood Water Treatment Plant Resiliency Project, $7,750,000 (multi-year project)**
  - Federal Grant Award of $7,102,197

    Improvement to Lakewood Pump Station & Water Treatment Plant electric power resiliency by installing two emergency backup generators, two transformers, and a powerhouse to provide power in the event of electric power loss.

Capital Equipment 2023-2025

THE CITY OF DULUTH MINNESOTA

60

Capital Equipment Program

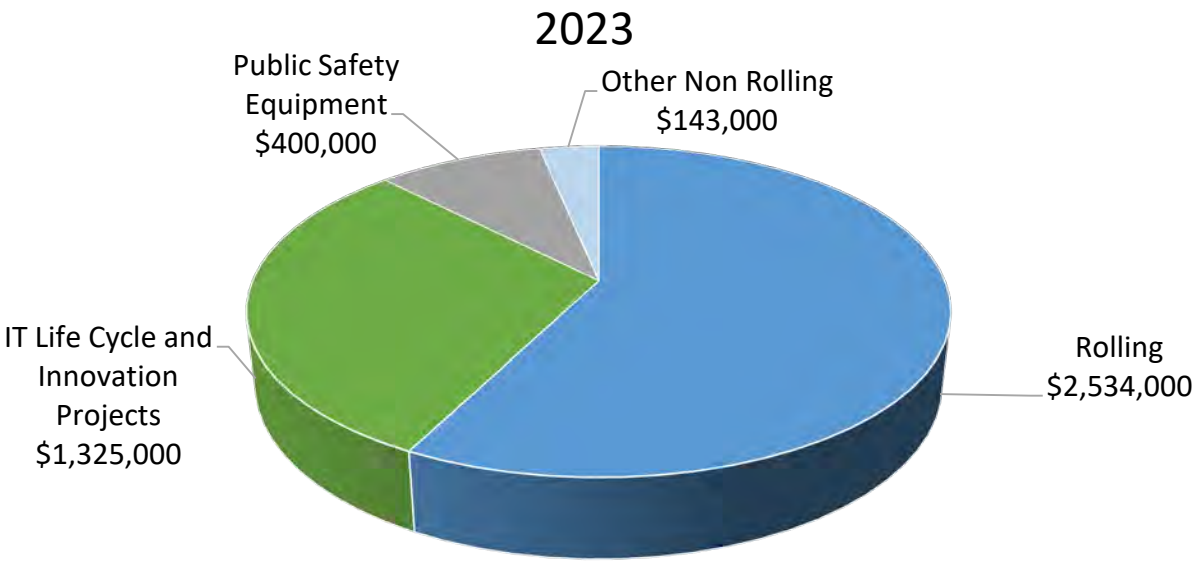

Total Investment $4,402,000

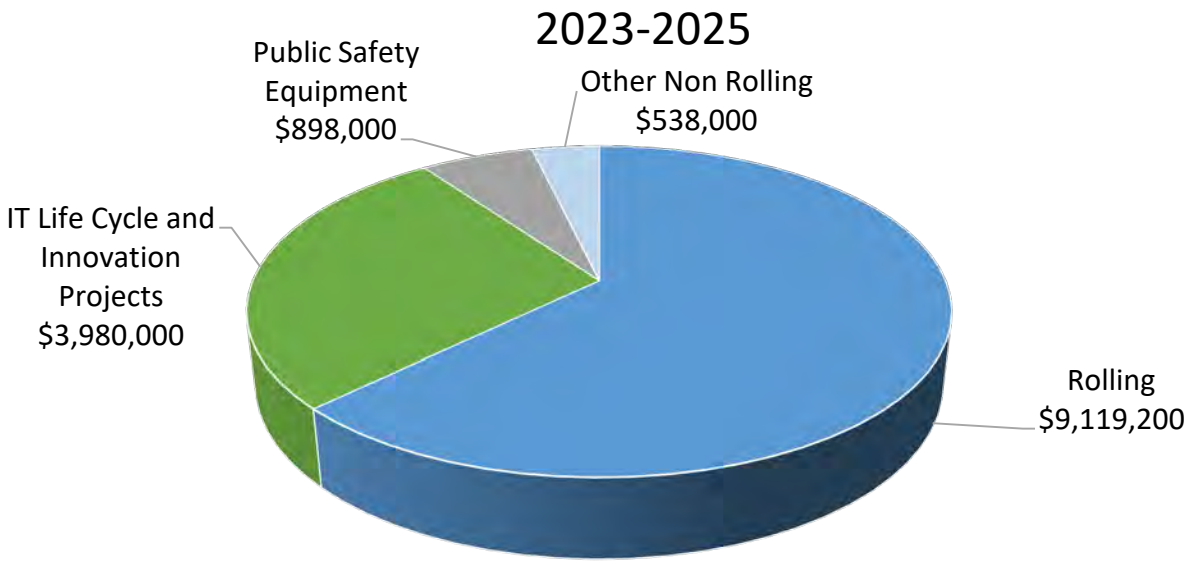

Total Investment $14,535,200

Capital Equipment Program Funding Plan

2023

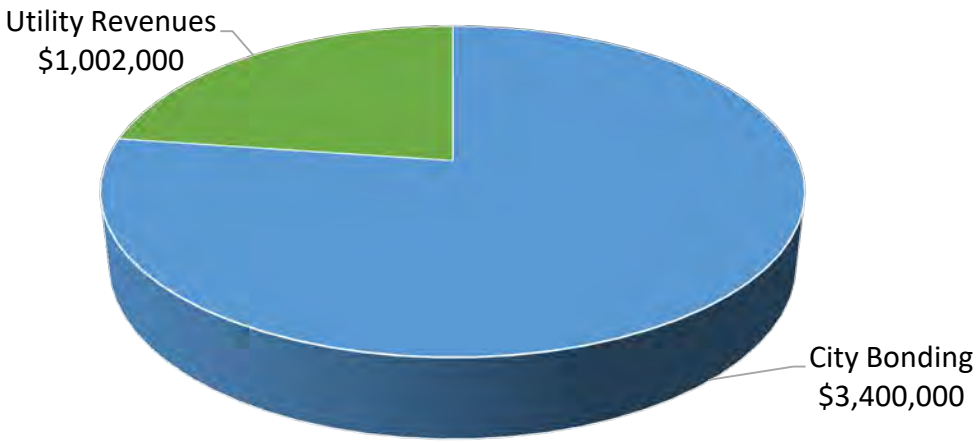

Total Investment $4,402,000

2023-2025

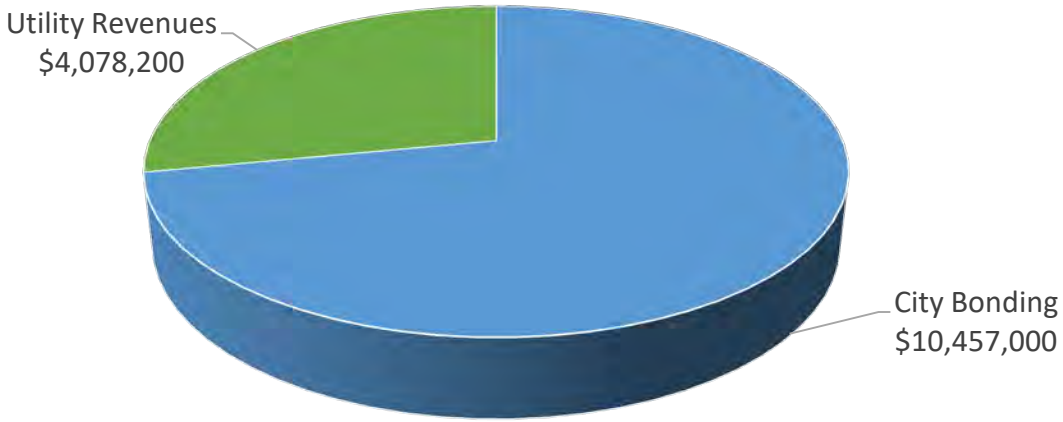

Total Investment $14,535,200

Rolling Stock Capital

Paul Johnson

63

Implications of a Status Quo Budget

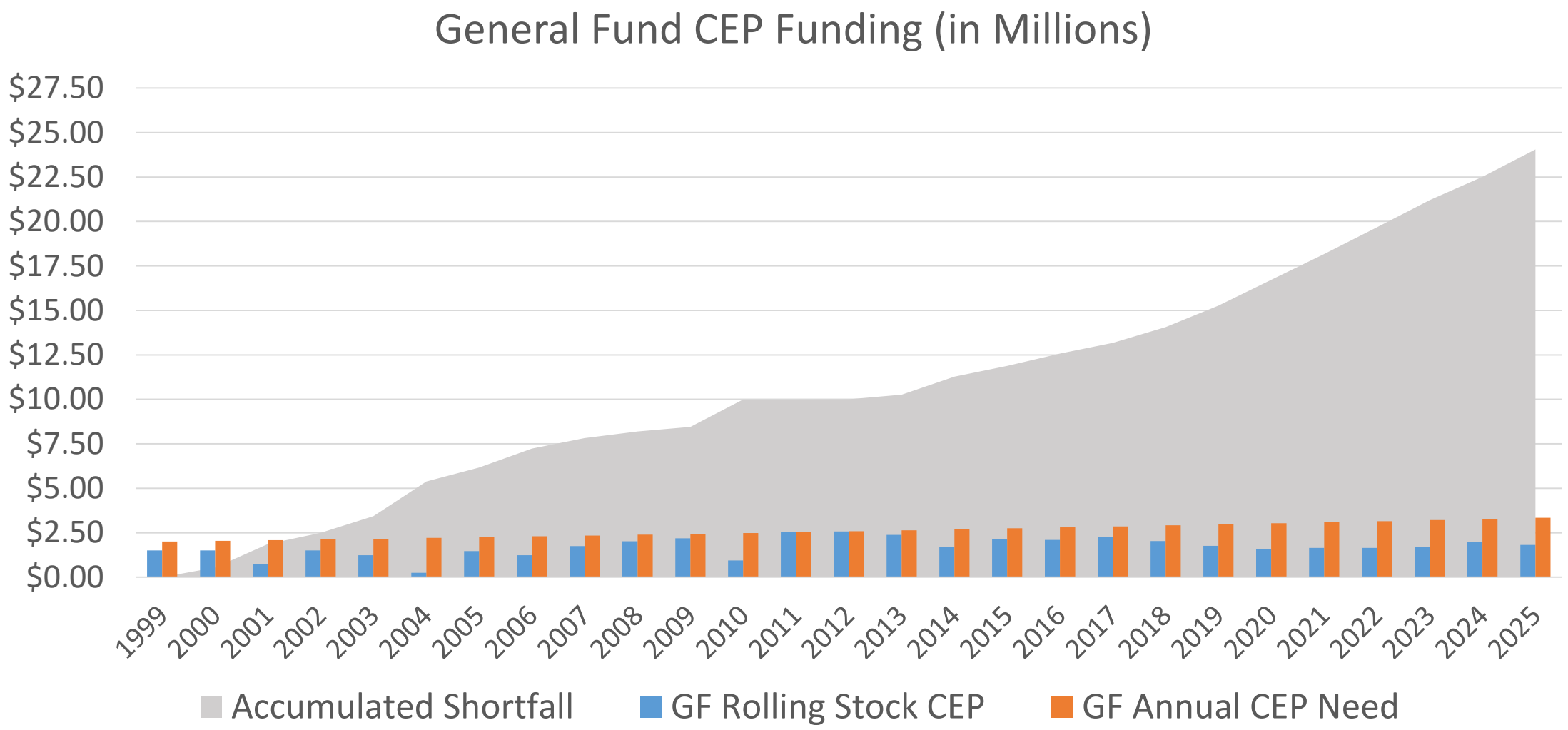

GF Rolling Stock CEP Background

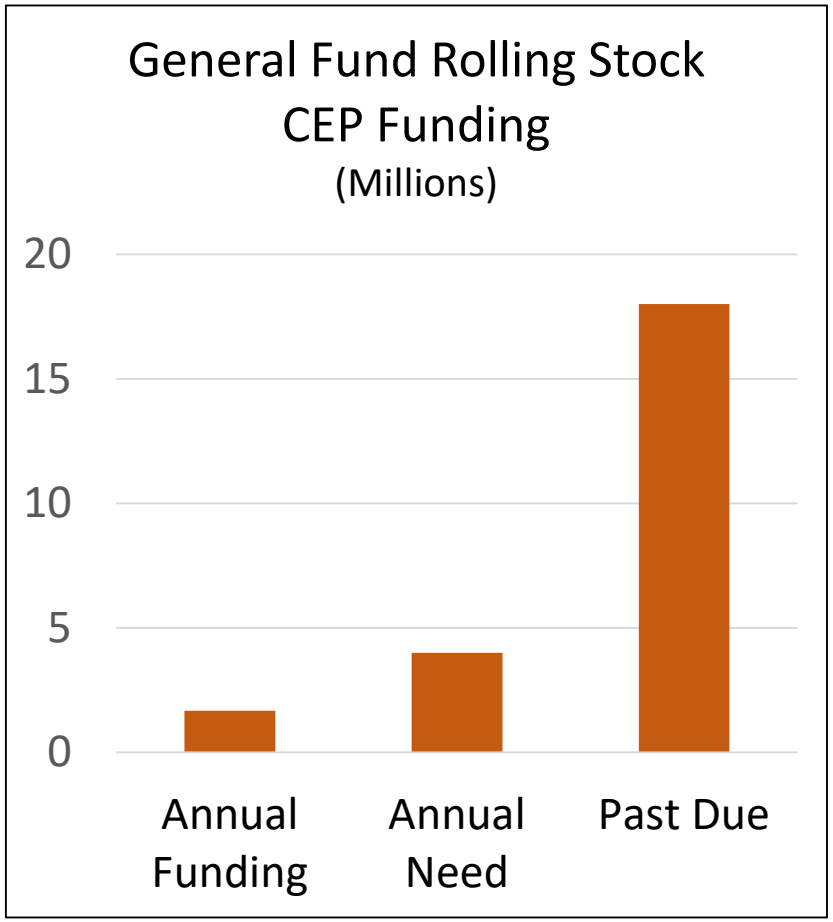

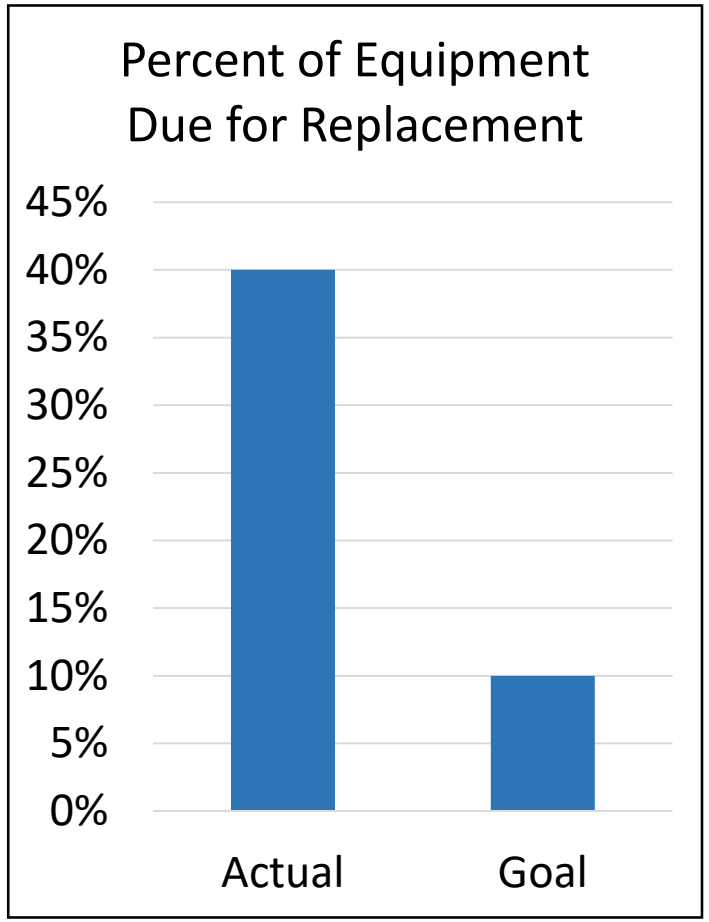

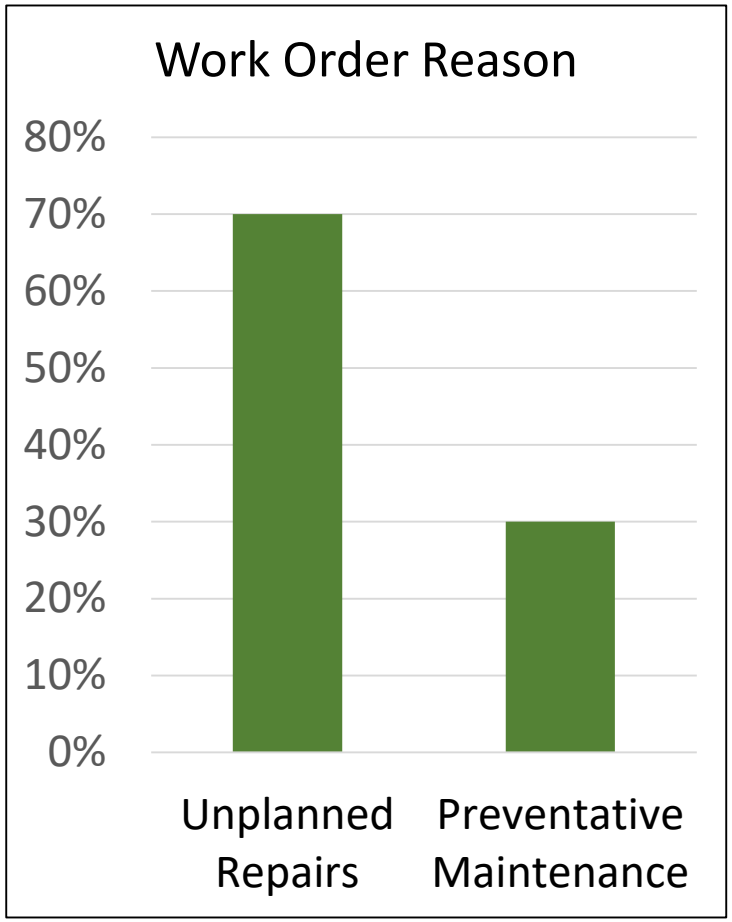

Effects of Deferred Replacements

Cost Savings

$500,000 (20%) Maintenance Savings

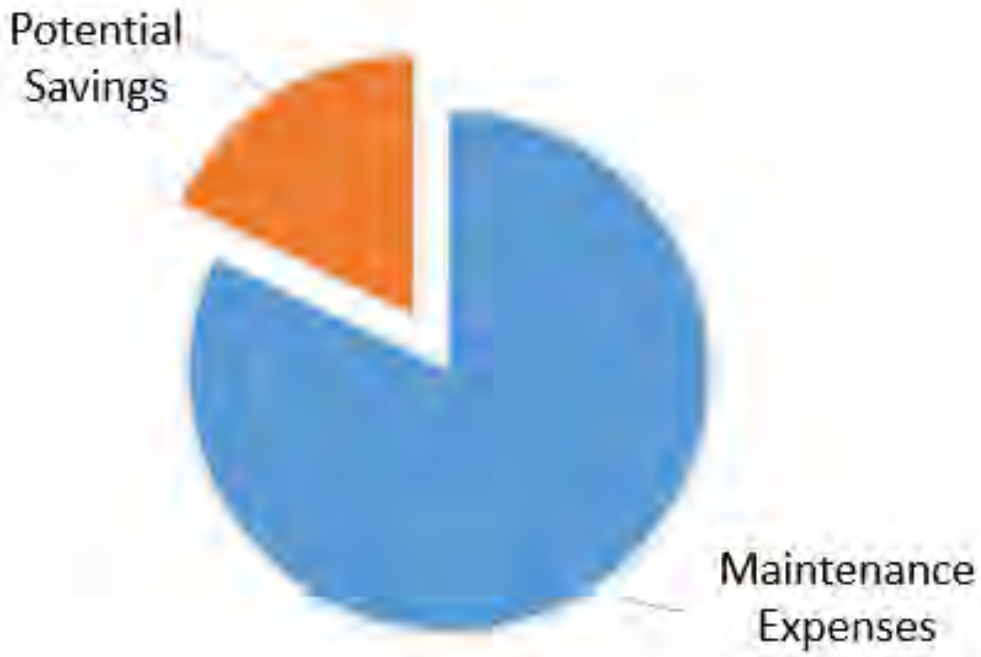

Operational Efficiencies

- 40% of Plow Truck Fleet older than 9 years
- 2021-2022 average of 2.1 Plows unavailable

Rolling Stock Opportunities

- Gradual, consistent increase to rolling stock CEP
- Continue to pursue EV grant funding
- Improve utilization of vehicles
  - Increase sharing of vehicles
  - Reassign or dispose surplus vehicles
  - Vehicle GPS and Data project

Capital Planning Process for Rolling Stock

- Review rolling stock for replacement eligible items and prioritize recommendations.
  - Maintenance and Safety Issues
  - Critical Use Needs
  - Age
  - Mileage

2023 Rolling Stock Funding

- $2,534,000 Rolling stock capital spend
  - $1,675,000 General Fund Departments - CEP Bonds
  - $817,000 Public Works and Utilities Enterprise Funds
  - $42,000 Street Lighting Special Revenue Funds

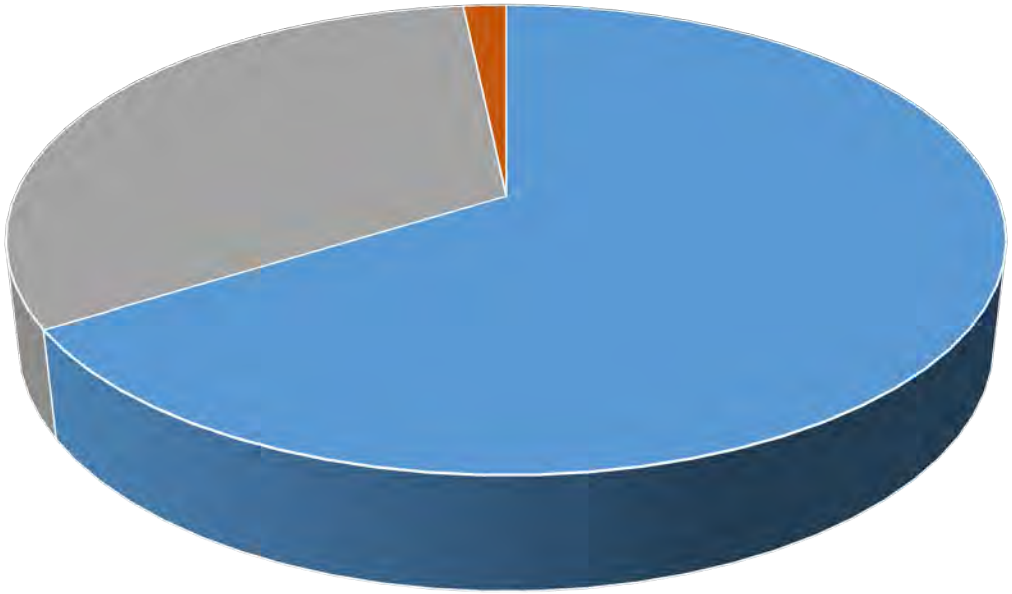

- General Fund Bonds
- Public Works Enterprise Funds
- Special Revenue

2023 Rolling Stock Funding

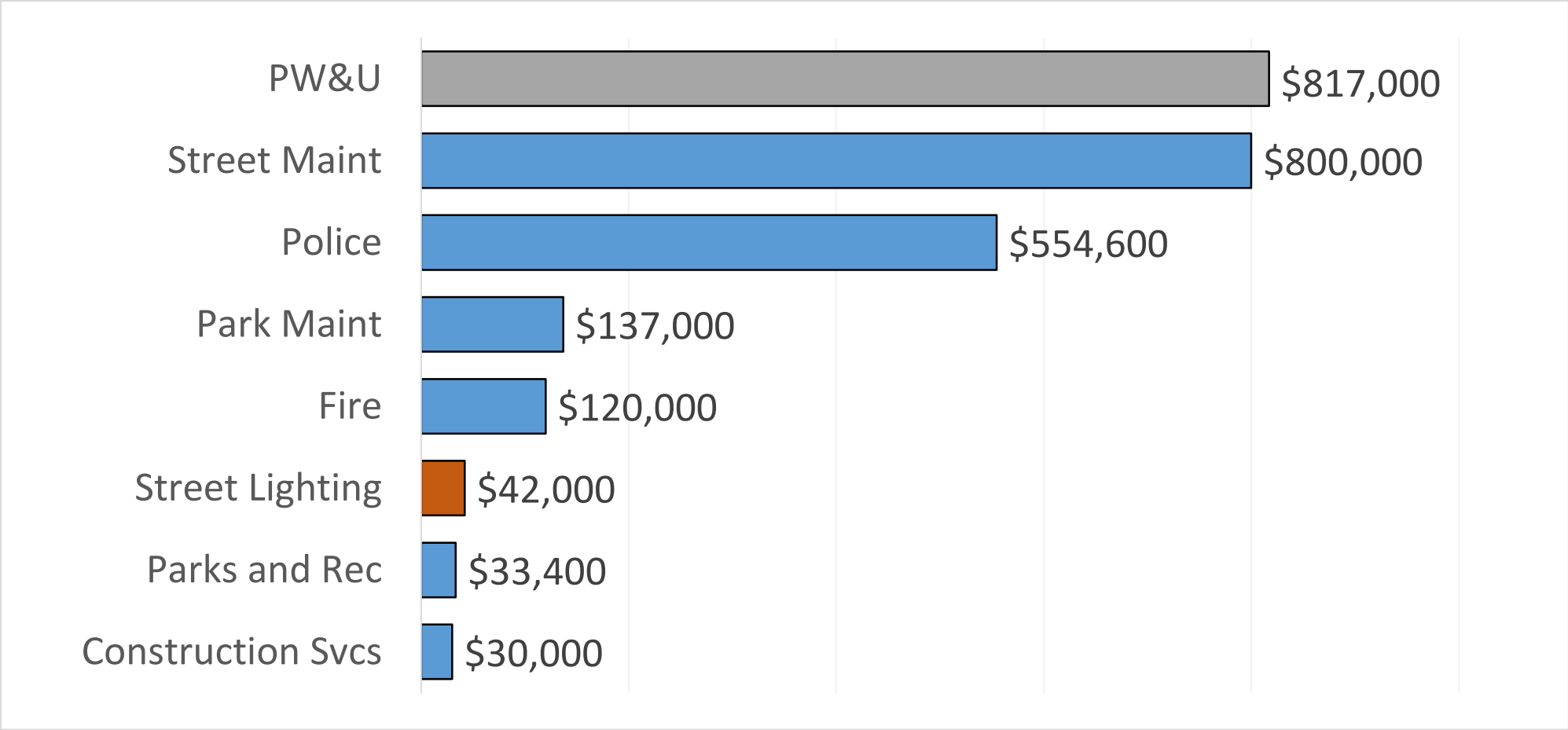

2023 Planned Replacements

Department	Asset: Year Make Model	Meter	Age, Years	Maint Cost	Budget	Description
PW&U	1300: 2010 LINCOLN CLASSIC 300	899	13	$2,000	$15,000	PW&U Vehicles
PW&U	1730: 2006 CHEVROLET 3500	36,385	17	$21,400	$35,000	PW&U Vehicles
PW&U	1735: 2006 CHEVROLET 4500	91,305	17	$82,800	$41,000	PW&U Vehicles
PW&U	1780: 2011 CATERPILLAR 311D	3,635	12	$48,800	$200,000	PW&U Vehicles
PW&U	2730: 2014 FORD F250	59,333	9	$38,900	$40,000	PW&U Vehicles
PW&U	2850: 2008 FREIGHTLINER	53,325	15	$60,500	$140,000	PW&U Vehicles
PW&U	1700: 2019 FREIGHTLINER M2	35,237	4	$19,200	$126,000	PW&U Vehicles
PW&U	1789: 2014 GMC Sierra 1500	116,438	9	$13,100	$34,000	PW&U Vehicles
PW&U	1738: 2007 CHEVROLET VAN	79,788	16	$24,100	$38,000	PW&U Vehicles
PW&U	1767: 2011 CHEVROLET VAN	99,674	12	$18,000	$38,000	PW&U Vehicles
PW&U	1768: 2011 CHEVROLET VAN	76,747	12	$14,000	$38,000	PW&U Vehicles
PW&U	1769: 2011 CHEVROLET VAN	69,603	12	$12,200	$38,000	PW&U Vehicles
PW&U	1772: 2013 CHEVROLET Tahoe	58,742	10	$7,900	$34,000	PW&U Vehicles

2023 Planned Replacements

Department	Asset: Year Make Model	Meter	Age, Years	Maint Cost	Budget	Description
CONST SERV	5015: 2015 CHEV Equinox	75,433	8	$9,500	$30,000	Construction Serv Vehicles
FIRE	7368: 2013 CHEV Tahoe	27,160	10	$12,700	$58,000	Fire Dept Vehicles
FIRE	7357: 2007 DODGE Durango	93,444	16	$20,530	$62,000	Fire Dept Vehicles
PARK MAINT	3327: 2007 FORD F250	91,482	16	$25,483	$46,000	Park Maint Vehicles
PARK MAINT	3078: 2007 TORO GROUNDMASTER	2,265	15	$37,900	$56,000	Park Maint Vehicles
PARK MAINT	3747: 2013 SNO QUIP XX51	-	10	$56,800	$35,000	Park Maint Vehicles
PARKS & REC	3853: 2010 DODGE Dakota	52,535	13	$16,200	$33,400	Parks and Rec Vehicles
POLICE	9 Police Squads (Averages)	90,000	5	$19,200	$554,600	Police Dept Vehicles
STREET MAINT	2 Plow Trucks (Averages)	57,600	11	$195,100	$470,000	Street Maint Vehicles
STREET MAINT	8960: 1998 GMC F7B042	47,287	25	$136,600	$240,000	Street Maint Vehicles
STREET MAINT	3397: 2008 CASE 621E	9,301	15	$103,200	$90,000	Street Maint Vehicles
STREET LIGHT	8945: 2008 FORD F250	33,595	15	$8,441	$42,000	Street Lighting Vehicles

Supply Chain Challenges

- Very short ordering windows
- Extended delivery time
- Canceled orders
- Increasing costs

2023 Rolling Stock Replacement Highlights

Police Vehicles

2023 Rolling Stock Replacement Highlights

Streets Plow Trucks

2023 Rolling Stock Replacement Highlights

PWU Excavator

2023 Rolling Stock Replacement Highlights

Park Maintenance Mower

2023 Rolling Stock Replacement Highlights

Water and Gas Vans

Future of CIP and CEP

79

Projected Future CEP and CIP

- Proposed increases to 2025's plan to include 8% and 10% increases to the bonded rolling stock and CIP in 2025 through 2027 and we will reassess.
- Results in total levy increases of:
    - **2025**: 0.50%
    - **2026**: 0.50%
    - **2027**: 0.50%

Non-Rolling Stock Capital

81

2023 Capital Equipment: Non Rolling Stock

IT Projects $1,325,000

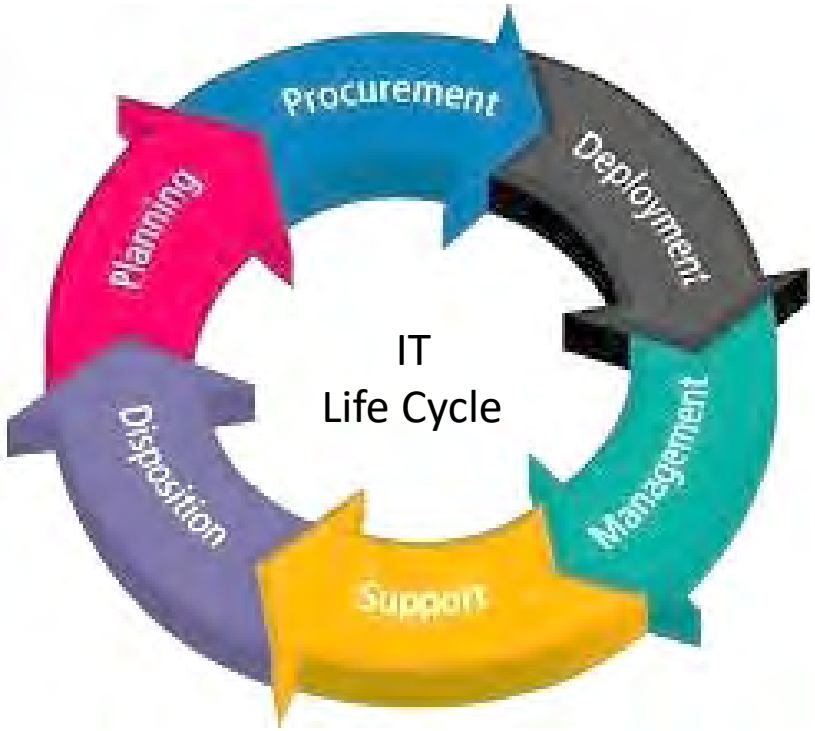

$1,275,000

$50,000

2023 Capital Equipment: Non Rolling Stock

IT Life Cycle Projects- $1,275,000 bond

Life cycle replacements are critical to maintain a functioning and secure environment that is able to keep pace with emerging technologies and the ever changing technology security needs.

These projects consist of the replacement of outdated and obsolete equipment and technology solutions to further automate, improve efficiencies, and communications across the various departments.

Projects included in the Life Cycle category consist of the replacement of computers, public safety emergency radio equipment, network equipment, and the expansion or replacement of existing systems such as the vehicle telematics project in 2023.

The continuation of stagnant capital funding will result in outdated and obsolete equipment and systems, as well as increased security risks.

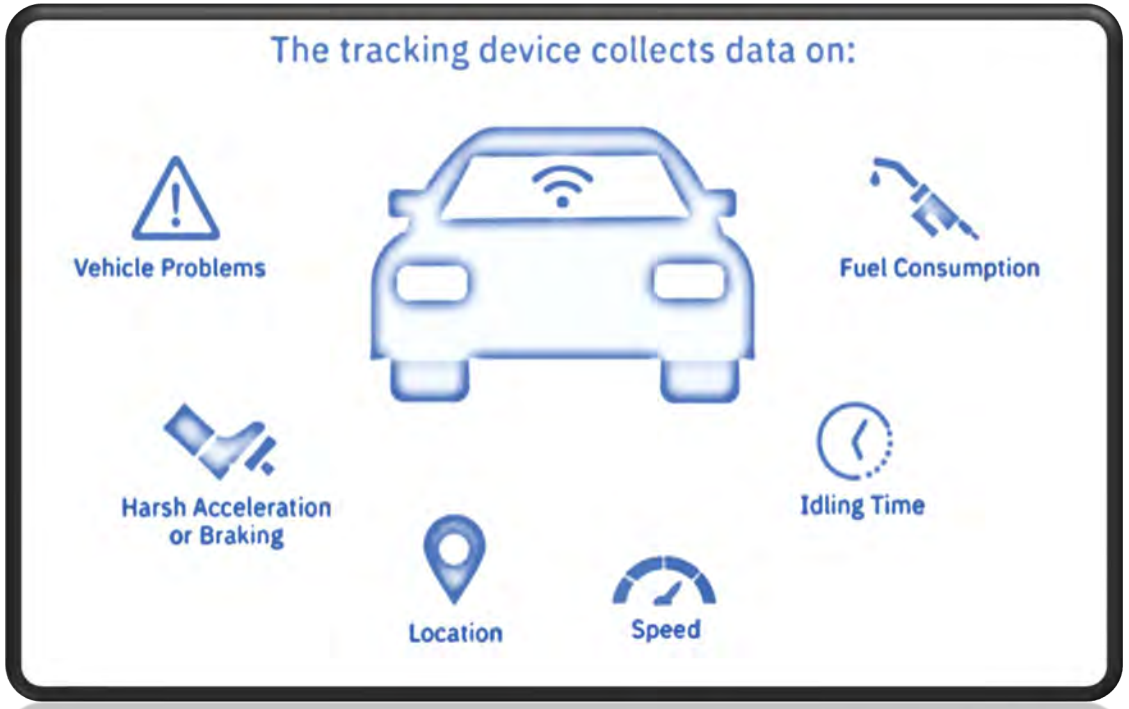

2023 Capital Equipment: Non Rolling Stock

IT Innovation Projects- $50,000 bond

Innovation projects utilize emerging technologies to improve communications and provide services in the most effective, efficient, and secure manner possible.

Efficiency in local government is critical due to budget tightening and rising citizen expectations.

This funding provides for the implementation of new technology solutions such as Enterprise Permitting and Licensing that was funded over multiple years and will be launched in 2023. This solution will provide centralized permitting and licensing across all City departments, electronic plan review, enhanced field tools and improved public access.

Status quo capital funding will result in increased maintenance costs of obsolete systems, decreased functionality, lost productivity, and increased security risks.

THE CITY OF DULUTH MINNESOTA

2023 Capital Equipment: Non Rolling Stock

Public Safety Equipment $400,000 bond

These funds support the purchase of equipment required to keep Public Safety Staff safe and support emergency response.

- Personal Protective Equipment (PPE) includes helmets, gloves, boots, hoods, turnout jacket and turnout pants.
- Medical bags contain all of the necessary equipment needed by Fire Operations personnel for medical emergency calls.
- SCBA (Self-Contained Breathing Apparatus) provide safe breathing air to firefighters during emergency response. Replacement is required to maintain compliance with OSHA and NFPA standards.

THE CITY OF DULUTH MINNESOTA

Questions?