

City of Duluth Minnesota - 2024 Budget

Capital Improvement Plan

The City of Duluth's Capital Budget and Plan addresses current and future improvements to the City's infrastructure, facilities, and properties by combining elements of both budgeting (current year needs) and planning (five-year plan). The purpose of the capital budget is two-fold: first, to prioritize and fund the most urgent needs in the coming year's budget; and second, to identify future capital needs with sufficient lead-time so decisions may be made to the City's best advantage.

The City's capital budget includes capital improvement projects to City infrastructure, such as facility enhancements and expansion, upgrades to parks and trails, and improvements to streets and utilities. Also included in the capital budget are capital equipment rolling stock, such as public safety and maintenance vehicles, and non-rolling stock such as technology and public safety equipment. This section presents a summary of the 2024 capital improvement budget and the 2024 through 2028 capital improvement plans.

2024 Proposed Improvements

The 2024 capital improvement program outlines total proposed projects in the amount of \$120,234,406 funded through various sources including bonding, State bonding, the Parks fund, the ½ and ½ tax, state and federal grants, the Permanent Improvement fund levy, the Street System Maintenance levy, Street Lighting Levy, the local sales tax dedicated to streets (.5%), and utilities revenue. Included in the capital improvement budget are projects for facilities, state bonding projects, parks and trails, streets and bridges, Street Lighting, and the Water, Gas, Sewer, and Stormwater utilities.

To identify which project to fund, the City looks at both organizational needs and facility needs. The City then generates reports from the asset management and work order systems to define facility system end of life cycle issues. These projects are identified in collaboration between the project management team and the building maintenance team. The City tries to balance operational needs with maintaining asset integrity and addressing pressing end of life cycle issues. These recommended projects are then brought to the City Council for final approval.

Capital improvements to city buildings and infrastructure will be funded by issuing a capital improvement bond in the amount of \$1,980,000. State Bonding Projects are to be funded by Federal Funding totaling \$4,938,067, State Bonds totaling \$13,704,000, and Other City Funding totaling \$2,703,768 for a combined total of \$21,345,835.

Parks and trails are to be funded by federal grants totaling \$3,976,837; ARPA Funding totaling \$2,865,000; state grants totaling \$5,937,167; other Grants and Donations totaling \$8,215,000; Parks fund contribution of \$1,721,476; Athletic Venue Reinvestment Initiative 1/2 and 1/2 tax \$4,800,000; St Louis River Corridor 1/2 and 1/2 tax of \$1,032,500; Other City funding of \$4,945,591 for a combined program total of \$33,493,571.

City of Duluth Minnesota - 2024 Budget

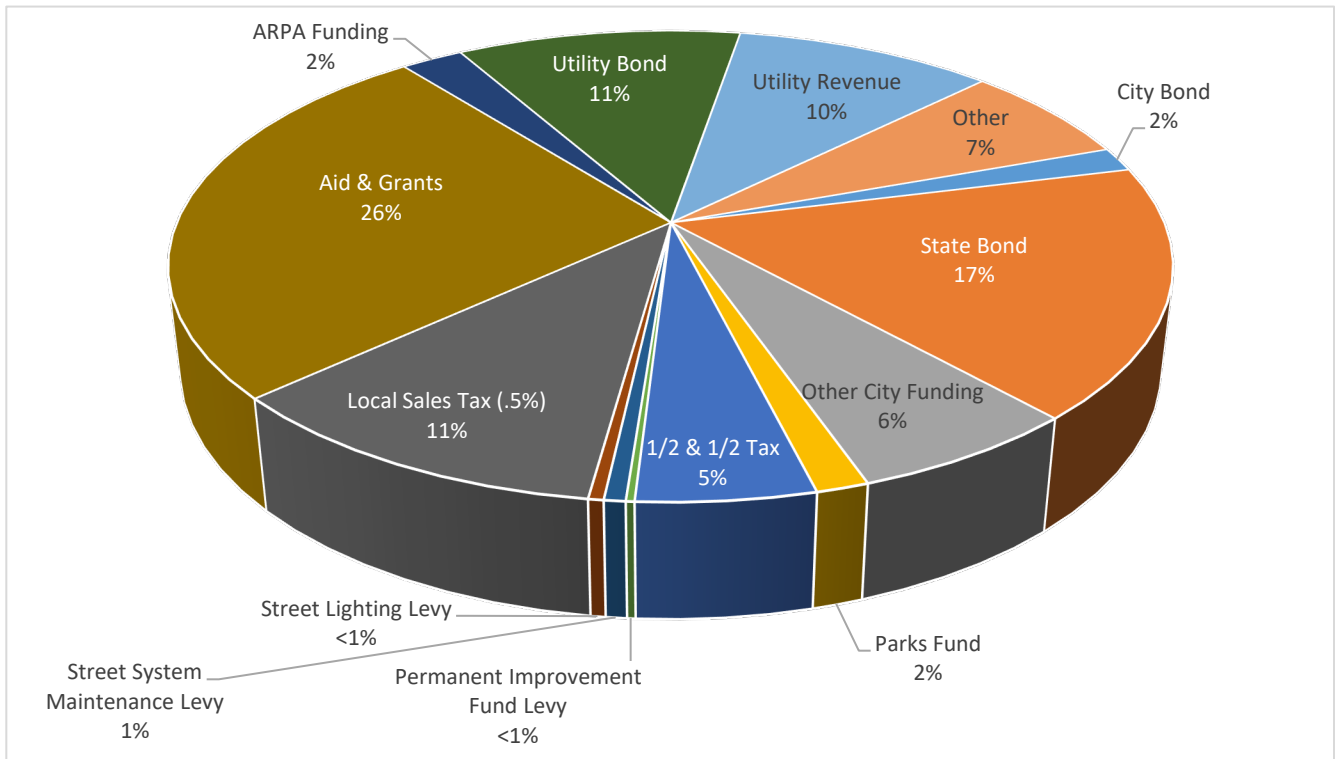
Capital Improvement Plan Continued

The Street and Bridge Improvement and Preservation program for 2024 totals \$31,505,000. Funding sources include \$8,265,000 from aids and grants, \$7,000,000 from State Bonding, \$280,000 from property tax dollars levied in the Permanent Improvement fund, \$9,200,000 from the local sales tax dedicated to street improvement (.5%), \$4,000,000 from General Fund Reserve money, \$700,000 from the Street System Maintenance levy, \$500,000 from the Street Lighting Fund and \$1,560,000 from other Utility revenues.

2024 Capital Utility Projects total \$31,910,000 and will be funded using: \$13,100,000 from Water Revenue Bonds, \$8,400,000 from Grants, and \$10,410,000 from utility revenue.

2024 Funding Sources

City Bond	1,980,000	Street Lighting Levy	500,000
State Bond	20,704,000	Local Sales Tax (.5%)	13,200,000
Other City Funding	7,649,359	Aid & Grants	31,517,071
Parks Fund	1,721,476	ARPA Funding	2,865,000
1/2 & 1/2 Tax	5,832,500	Utility Bond	13,100,000
Permanent Improvement Fund Levy	280,000	Utility Revenue	11,970,000
Street System Maintenance Levy	700,000	Other	8,215,000
		Total	120,234,406

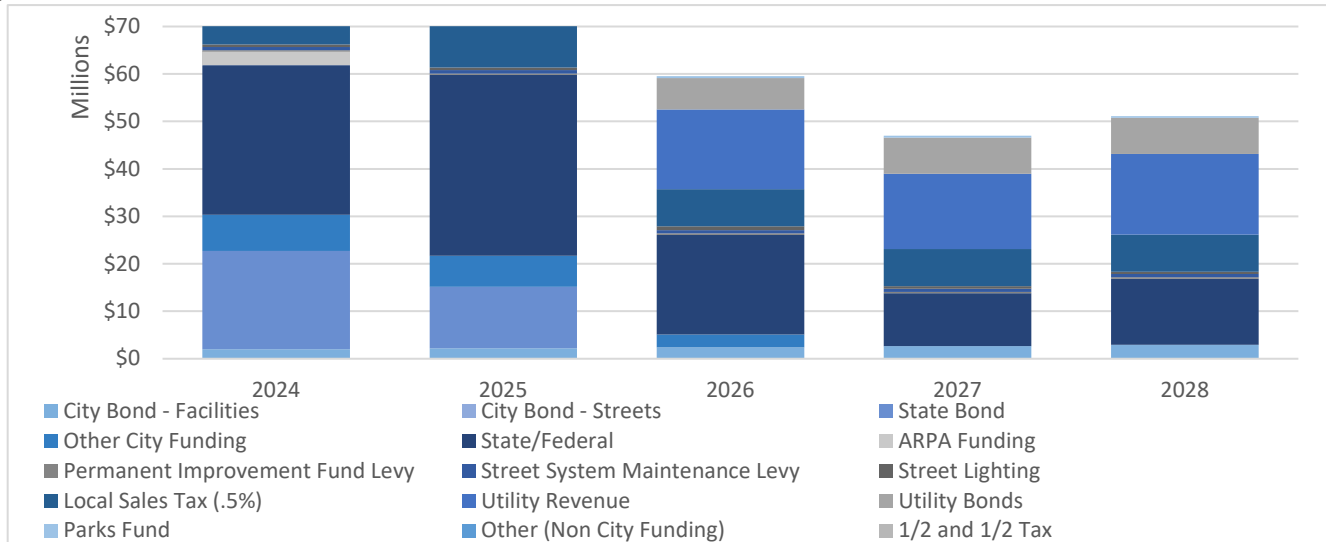


City of Duluth Minnesota - 2024 Budget

5 Year Funding Sources

Five Year Improvement Plan Funding

The City has identified \$401.3 million in improvements along with funding sources over the course of the next five years. The City will bond for certain types of improvements as allowed in State Statute. As can be seen below, over the next five years, the City is proposing to bond for a total of \$31.6 million in capital improvements. Shown in the chart below are the funding sources by year for the five-year capital improvement plan.



	2024	2025	2026	2027	2028	Total
City Bond - Facilities	1,980,000	2,178,000	2,396,000	2,636,000	2,900,000	12,090,000
City Bond - Streets	-	10,500,000	3,000,000	3,000,000	3,000,000	19,500,000
State Bond	20,704,000	13,000,000	-	-	-	33,704,000
Other City Funding	7,649,359	6,525,000	2,725,000	25,000	25,000	16,949,359
State/Federal	31,517,071	38,123,000	20,995,325	11,116,028	13,950,000	115,701,424
ARPA Funding	2,865,000	-	-	-	-	2,865,000
Permanent Improvement Fund Levy	280,000	280,000	280,000	280,000	280,000	1,400,000
Street System Maintenance Levy	700,000	750,000	700,000	700,000	700,000	3,550,000
Street Lighting	500,000	500,000	800,000	500,000	500,000	2,800,000
Local Sales Tax (.5%)	13,200,000	13,750,000	7,800,000	7,883,000	7,800,000	50,433,000
Utility Revenue	11,970,000	14,976,000	16,820,000	15,833,800	16,970,000	76,569,800
Utility Bonds	13,100,000	6,375,000	6,625,000	7,650,000	7,650,000	41,400,000
Parks Fund	1,721,476	395,000	370,000	345,000	320,000	3,151,476
Other (Non City Funding)	8,215,000	6,500,000	-	-	-	14,715,000
1/2 and 1/2 Tax	5,832,500	600,500	-	-	-	6,433,000
Total Plan	120,234,406	114,452,500	62,511,325	49,968,828	54,095,000	401,262,059

City of Duluth Minnesota - 2024 Budget

City of Duluth 2024-2028 Capital Improvement Plan

2024 Funding Sources by Project

Facilities	Bond				
CIP Eligible Capital Mtc. Building Improvements			730,000		
Civic Buildings (CCW/City Hall/Library)			1,250,000		
Total			1,980,000		
Parks and Trails	Parks Fund	1/2 & 1/2 Tax	Aids/Grants/		ARPA Funding
			Bond	Other	
St. Louis County Tax Forfeit Land Acquisition	120,000	-	-	4,200,000	-
St. Louis River Natural Area Land Acquisition	50,000	-	900,000	2,800,000	-
Enger Golf Course Renovation	-	1,700,000	-	3,186,415	2,500,000
Brighton Beach Park:					
Remove Old Road & Restore Landscape	-	-	801,000	800,000	-
Signage & Wayfinding	50,000	-	-	-	-
Wade Stadium Repairs	-	1,200,000	-	-	-
Gary New Duluth Skate Park	-	300,000	-	250,000	-
Athletic Venue Reinvestment Initiative Planning & Pre-Design	-	400,000	-	-	-
Lester Park Golf Course-Public Planning Process	150,000	-	-	-	-
Memorial Park MMP Implementation	-	80,000	-	-	-
Neighborhood Parks:					
Hillside Sport Court Park	532,350	-	-	-	365,000
Norton Park	-	100,000	-	-	-
Park Point Beach House Maintenance	-	-	-	100,000	-
Indian Point Campground Public Planning Process	-	-	-	100,000	-
Signage & Wayfinding	50,000	-	-	-	-
Sustainable Infrastructure:					
Emergency Repairs & Studies:					
Cascade Park	130,000	-	-	-	-
Old Main Park	100,000	-	-	-	-
Leif Erikson Stage	200,000	-	-	-	-
Deferred Maintenance	70,000	-	-	-	-
Park Point Recreation Area Plan	55,000	-	-	-	-

City of Duluth Minnesota - 2024 Budget

City of Duluth 2024-2028 Capital Improvement Plan

2024 Funding Sources by Project

Parks and Trails Continued	Parks Fund	1/2 & 1/2 Tax	Aids/Grants/		ARPA Funding
			Bond	Other	
Invasive Species and Tree Grants	30,000	-	549,592	112,468	-
Natural Resources	30,000	-	-	25,000	-
Golf Subsidy	25,000	-	-	-	-
Asset Management Plan	10,000	-	-	-	-
Spirit Mountain Nordic Center	-	1,313,600	1,337,696	300,000	-
Cross City Trail:					
Phase V: Irving Park to Greene Street	28,050	218,700	600,000	246,000	-
Phase VI: Lower BN Route-59th Ave W to 61st Ave W	35,000	-	450,000	-	-
Waabizheshikana-The Marten Trail	-	511,000	4,518,534	665,000	-
Snowmobile Trail	-	9,200	541,000	-	-
Park Point Beach Access-Lafayette CC	6,076	-	108,182	100,000	-
Park Point Beach Access-MN Point	-	-	108,000	275,708	-
Other Trail Improvements:					
Forest Hill Property Acquisition	50,000	-	-	-	-
Total	1,721,476	5,832,500	9,914,004	13,160,591	2,865,000
State Bonding Projects	<u>State Bond</u>				
Lake Superior Zoo	204,000				
Seawall & Surface Improvements	21,141,835				
Total	21,345,835				
Street & Bridge Reconstruction and Preservation Program	Permanent Improvement Fund		Street Mtc Levy/Local Sales Tax		State Bond/Request
Street Preservation Project	Levy	Aids/Grants	Sales Tax	Other	Request
Street Preservation Project	-	-	11,700,000	-	-
Superior Street Reconstruction - MSA bond payment	-	805,000	-	-	-
reconstruction, 59th Ave W to Grand Ave	-	2,960,000	-	1,010,000	-
Aerial Lift Bridge Painting and Misc Structural Repairs	-	-	-	-	7,000,000
Aerial Lift Bridge Sidewalk, Abutment, and Approach Repairs	-	3,000,000	-	-	-
Sidewalk	20,000	-	100,000	-	-

City of Duluth Minnesota - 2024 Budget

City of Duluth 2024-2028 Capital Improvement Plan

2024 Funding Sources by Project

Street & Bridge Reconstruction and Preservation Program Continued	Permanent Improvement Fund		Street Mtc Levy/Local Sales Tax		Other	State Bond/Request
	Levy	Aids/Grants	Levy/Local Sales Tax	Other		
Patch Project	60,000	-	-	-	415,000	-
Retaining/Guard Rail/Restriping/Bridge repair/RR crossings	200,000	-	-	-	-	-
Engineering for Federal 2026 project MNDOT ADA upgrades along I-35 ramps from 68th Ave W. to 26th Ave E. (city match)	-	300,000	-	-	-	-
Engineering for NHS Federal 2025 Proj, Garfield Ave and Port Terminal Reconditioning	-	100,000	-	-	-	-
Bardon's Peak Wall project- design phase	-	-	200,000	-	-	-
6th Ave E CPR and overlay- 2nd Street to Copper Top	-	900,000	900,000	500,000	-	-
Chester Park Dr Alley reconstruction	-	-	400,000	135,000	-	-
2024 Chip Seals	-	-	300,000	-	-	-
E 7th and 13 Ave E	-	-	300,000	-	-	-
Total	280,000	8,265,000	13,900,000	2,060,000	7,000,000	
Capital Utility Projects	Utility					
	Rev/Bond	Grants				
WTP Resiliency Grant (yr2)	-	3,500,000				
WTP Resiliency Grant Match (yr 2)	375,000	-				
Woodland Pump Station	8,000,000	-				
Switch Gear (Proctor, Lakeside, Orphanage)	250,000	-				
Morris Thomas Rd (SLC Coordination)	500,000	-				
Lead Service Replacement Project (49% Grant Funded) If Awarded	5,100,000	4,900,000				
Far East Superior St Reconnections (remove services from transmission line)	300,000	-				
Upper Lakeside Tank Replacement	500,000	-				
Solids Removal @ Water Plant	500,000	-				

City of Duluth Minnesota - 2024 Budget

City of Duluth 2024-2028 Capital Improvement Plan

2024 Funding Sources by Project

Capital Utility Projects Continued	Rev/Bond	Grants
Fascia Repairs @ Pump Building	100,000	-
Blanket Project	1,650,000	-
EFV/meter relocations /bollards	500,000	-
Great Lakes Pig Receiver Valve	30,000	-
Building Shell at Stora Enso	250,000	-
Lift Station Rehabilitation	750,000	-
Manhole Rehabilitation	75,000	-
City Wide Sanitary Sewer Lining	1,950,000	-
Miscellaneous Street Projects	100,000	-
Annual Manhole Adjustments	75,000	-
Annual CIPP Lining	150,000	-
Annual SIP Coordination	900,000	-
Creek Tunnel Repairs TBD	350,000	-
Critical Culvert/Crossing Repairs	300,000	-
Non-capital Storm Projects	175,000	-
"down drains"	200,000	-
E 7th St & 13th Ave E	200,000	-
Match	80,000	-
Laterals	150,000	-
Total	23,510,000	8,400,000

City of Duluth Minnesota - 2024 Budget

City of Duluth 2024-2028 Capital Improvement Plan

5 Year Project Summary

Facilities	2024	2025	2026	2027	2028	Total
CIP Eligible Capital Mtc.						
Building Improvements	730,000	848,000	1,481,000	1,661,000	1,650,000	6,370,000
Civic Buildings (CCW/City Hall/Library)	1,250,000	500,000	100,000	500,000	-	2,350,000
Maintenance Buildings Improvements	-	250,000	715,000	175,000	500,000	1,640,000
Public Safety Buildings (Fire/Police)	-	580,000	100,000	300,000	750,000	1,730,000
Facilities Total	1,980,000	2,178,000	2,396,000	2,636,000	2,900,000	12,090,000
Parks and Trails	2024	2025	2026	2027	2028	Total
St. Louis County Tax Forfeit	4,320,000	-	-	-	-	4,320,000
St. Louis River Natural Area Land Acquisition	3,750,000	-	-	-	-	3,750,000
Enger Golf Course Renovation	7,386,415	-	-	-	-	7,386,415
Brighton Beach Park: Remove Old Road & Restore Landscape	1,601,000	-	-	-	-	1,601,000
Signage & Wayfinding	50,000	-	-	-	-	50,000
Wade Stadium Repairs	1,200,000	-	-	-	-	1,200,000
Gary New Duluth Skate Park	550,000	-	-	-	-	550,000
Athletic Venue Reinvestment Initiative						
Planning & Pre-Design	400,000	-	-	-	-	400,000
Lester Park Golf Course- Public Planning Process	150,000	-	-	-	-	150,000
Memorial Park MMP Implementation	80,000	515,000	-	-	-	595,000

City of Duluth Minnesota - 2024 Budget

City of Duluth 2024-2028 Capital Improvement Plan

5 Year Project Summary

Parks and Trails Continued	2024	2025	2026	2027	2028	Total
Neighborhood Parks:						
Hillside Sport Court Park	897,350	-	-	-	-	897,350
Norton Park	100,000	290,000	-	-	-	390,000
Park Point Beach House	100,000	-	-	-	-	100,000
Indian Point Campground						
Public Planning Process	100,000	-	-	-	-	100,000
Birchwood Park	-	5,500	-	-	-	5,500
Signage & Wayfinding	50,000	30,000	50,000	25,000	25,000	180,000
Sustainable Infrastructure:						
Emergency Repairs & Studies:						
Cascade Park	130,000	-	-	-	-	130,000
Old Main Park	100,000	-	-	-	-	100,000
Leif Erikson Stage	200,000	-	-	-	-	200,000
Deferred Maintenance	70,000	-	-	-	-	70,000
Park Point Recreation	55,000	-	-	-	-	55,000
Invasive Species and Tree	692,060	-	-	-	-	692,060
Natural Resources	55,000	75,000	75,000	75,000	75,000	355,000
Golf Subsidy	25,000	-	-	-	-	25,000
Asset Management Plan	10,000	10,000	10,000	-	-	30,000
Playground Replacements	-	95,000	220,000	195,000	170,000	680,000
Spirit Mountain Nordic Center	2,951,296	-	-	-	-	2,951,296
Cross City Trail:						
Phase III: Irving Park to Phase VI: Lower BN Route-59th Ave W to 61st Ave W	1,092,750	-	-	-	-	1,092,750
W	485,000	-	-	-	-	485,000
Waabizheshikana-The Marten Trail	5,694,534	-	-	-	-	5,694,534
Snowmobile Trail	550,200	-	-	-	-	550,200
Park Point Beach Access-Lafayette CC	214,258	-	-	-	-	214,258
Park Point Beach Access-MN Point	383,708	-	-	-	-	383,708

City of Duluth Minnesota - 2024 Budget

City of Duluth 2024-2028 Capital Improvement Plan

5 Year Project Summary

Parks and Trails Continued	2024	2025	2026	2027	2028	Total
Other Trail Improvements:						
ADA Access	-	-	10,000	-	-	10,000
Forest Hill Property Acquisition	50,000	-	-	-	-	50,000
Duluth Traverse Spine Maintenance	-	-	-	50,000	50,000	100,000
Other Trail Improvements-TBD	-	-	30,000	25,000	25,000	80,000
Parks and Trails Total	33,493,571	1,020,500	395,000	370,000	345,000	35,624,071
State Bonding Projects	2024	2025	2026	2027	2028	Total
Lake Superior Zoo	204,000	-	-	-	-	204,000
Seawall & Surface	21,141,835	-	-	-	-	21,141,835
Spirit Mountain Recreation	-	26,000,000	-	-	-	26,000,000
Coastal Transportation	-	-	10,896,234	-	-	10,896,234
State Bonding Projects Total	21,345,835	26,000,000	10,896,234	-	-	58,242,069
Street & Bridge Reconstruction and Preservation Program	2024	2025	2026	2027	2028	Total
Street Preservation Project	11,700,000	9,250,000	7,900,000	5,500,000	6,400,000	40,750,000
Street Preservation - Bond Superior Street	-	-	500,000	2,000,000	2,000,000	4,500,000
Reconstruction - MSA bond Raleigh St WM and street reconstruction, 59th Ave W to Grand Ave	805,000	815,000	-	-	-	1,620,000
Aerial Lift Bridge Painting and Misc Structural Repairs	3,970,000	-	-	-	-	3,970,000
Aerial Lift Bridge Sidewalk, Sidewalk	7,000,000	7,000,000	-	-	-	14,000,000
Patch Project	3,000,000	-	-	-	-	3,000,000
	120,000	120,000	120,000	120,000	120,000	600,000
	475,000	475,000	475,000	475,000	475,000	2,375,000

City of Duluth Minnesota - 2024 Budget

City of Duluth 2024-2028 Capital Improvement Plan

5 Year Project Summary

Street, Bridge, and Preservation Continued	2024	2025	2026	2027	2028	Total
Retaining/Guard Rail/Restriping/Bridge repair/RR crossings	200,000	200,000	200,000	53,000	200,000	853,000
Engineering for Federal 2026 project	300,000	-	-	-	-	300,000
Engineering for Federal 2028 project	-	-	-	300,000	-	300,000
MNDOT ADA upgrades along I-35 ramps from 68th Ave W. to 26th Ave E. (city match)	200,000	-	-	-	-	200,000
Engineering for NHS Federal 2025 Proj, Garfield Ave and Port Terminal	100,000	360,000	-	-	-	460,000
Bardon's Peak Wall project-design phase	200,000	2,150,000	-	-	-	2,350,000
6th Ave E CPR and overlay-2nd Street to Copper Top	2,300,000	-	-	-	-	2,300,000
Chester Park Dr Alley reconstruction	535,000	-	-	-	-	535,000
2024 Chip Seals	300,000	-	-	-	-	300,000
E 7th and 13 Ave E	300,000	-	-	-	-	300,000
London Road, 26th to 60th Ave E	-	3,324,000	-	-	-	3,324,000
W Superior Street, Michigan to Carlton St	-	30,599,000	4,500,000	4,450,000	4,510,000	44,059,000
24th Ave W reconditon, 3rd to 7th St	-	2,000,000	-	-	-	2,000,000
Junction Ave/St. Marie reconditioning, 19th Ave E to Carver	-	1,300,000	-	-	-	1,300,000
Railroad Street, from Canal Park Dr to 5th Ave W	-	-	2,100,000	-	-	2,100,000
Mesaba Ave Turn lane and signal at 1st Street	-	-	250,000	-	-	250,000

City of Duluth Minnesota - 2024 Budget

City of Duluth 2024-2028 Capital Improvement Plan

5 Year Project Summary

Street, Bridge, and Preservation Continued	2024	2025	2026	2027	2028	Total
Federal 2027 Project- Lake Ave, Canal Park Dr, Buchanan (moved from St. Marie Street Campus Connector Shared Use Path and Street Reconditioning	-	-	300,000	4,230,000	-	4,530,000
Campus Connector Trail Phase 4/WM and Reconstruct College	-	-	4,090,000	1,193,828	-	5,283,828
Eklund Ave reconstruction	-	2,500,000	-	-	-	2,500,000
4th Street Watermain and street reconstruction, Mesaba to 6th Ave E	-	-	-	-	5,200,000	5,200,000
Central Entrance Reconstruction (MNDOT)	-	-	-	-	3,250,000	3,250,000
40th Ave W reconcstruction design, Grand Ave to I-35	-	-	300,000	-	420,000	720,000
Street, Bridge, and Preservation Total	31,505,000	60,093,000	21,719,091	18,321,828	22,575,000	154,213,919
Capital Utility Projects	2024	2025	2026	2027	2028	Total
WTP Resiliency Grant (yr2)	3,500,000	-	-	-	-	-
WTP Resiliency Grant Match (yr 2)	375,000	-	-	-	-	375,000
Woodland Pump Station	8,000,000	-	-	-	-	8,000,000
Switch Gear (Proctor, Lakeside, Orphanage)	250,000	-	-	-	-	250,000
Morris Thomas Rd (SLC Coordination)	500,000	-	-	-	-	500,000
Lead Service Replacement Project (49% Grant Funded)	10,000,000	12,500,000	12,500,000	15,000,000	15,000,000	65,000,000
Far East Superior St Reconnections (remove services from transmission line)	300,000	300,000	700,000	-	-	1,300,000

City of Duluth Minnesota - 2024 Budget

City of Duluth 2024-2028 Capital Improvement Plan

5 Year Project Summary

Capital Utility Projects Continued	2024	2025	2026	2027	2028	Total
Upper Lakeside Tank Replacement	500,000	-	-	-	800,000	1,300,000
Solids Removal @ Water Fascia Repairs @ Pump Building	500,000	-	-	-	-	500,000
Arlington Pump Station, Central Entrance (MNDOT Coordination)	100,000	-	-	-	-	100,000
24th Ave W, 3rd to 7th St	-	1,800,000	-	-	-	1,800,000
Ideal St, Swan Lake to Ecklund (Phase 1)	-	450,000	-	-	-	450,000
Chambersburg Dead End WTP Building & Structural Repairs	-	720,000	500,000	-	-	1,220,000
40th Ave W (SLC Coordination)	-	486,000	-	-	-	486,000
Central Entrance Feed Pipe (MNDOT Coordination)	-	650,000	-	-	650,000	1,300,000
Flocculator & Sedimentation Tank	-	-	600,000	-	-	600,000
Mesaba Ave Bridge (MNDOT Coordination)	-	-	2,050,000	-	-	2,050,000
4th Street, 6th Ave E to Mesaba - 24" pipe (design)	-	-	530,000	-	-	530,000
Duluth Heights	-	-	100,000	-	-	100,000
Filter #6	-	-	-	200,000	-	200,000
Rapid Mix Tank Upgrades	-	-	-	1,000,000	-	1,000,000
Upgrade 5 Water Filters	-	-	-	1,800,000	-	1,800,000
Central Entrance (MNDOT) Distribution Main and Services	-	-	-	280,000	-	280,000
Pump #4 study	-	-	-	2,200,000	-	2,200,000
Glenwood Zone Connector	-	-	-	-	2,000,000	2,000,000
Blanket Project	-	-	-	-	50,000	50,000
EFV/meter relocations	1,650,000	1,650,000	1,250,000	1,250,000	1,250,000	7,050,000
Great Lakes Pig Receiver	500,000	500,000	1,000,000	1,000,000	1,250,000	4,250,000
Valve Replacements	30,000	-	-	-	-	30,000

City of Duluth Minnesota - 2024 Budget

City of Duluth 2024-2028 Capital Improvement Plan

5 Year Project Summary

Capital Utility Projects Continued	2024	2025	2026	2027	2028	Total
Building Shell at Stora Enso	250,000	-	-	-	-	250,000
Steel Main Repalcements	-	-	-	-	500,000	500,000
20th Ave W, 23rd Ave W, 10th St	-	500,000	500,000	-	-	1,000,000
Street projects	-	30,000	30,000	30,000	-	90,000
Garfield Ave - steel replacement (RR St to Helm St)	-	-	800,000	-	-	800,000
Central Entrance 8-inch replacement (MNDOT)	-	-	320,000	-	-	320,000
Inline Gas Heater Replacement - Great Lakes	-	200,000	-	-	-	200,000
Lift Station Rehabilitation	750,000	450,000	450,000	450,000	450,000	2,550,000
40th Ave W (SLC Coordination)	-	-	100,000	-	-	100,000
Manhole Rehabilitation	75,000	75,000	75,000	75,000	75,000	375,000
City Wide Sanitary Sewer Lining	1,950,000	1,850,000	1,850,000	1,850,000	1,850,000	9,350,000
Miscellaneous Street	100,000	100,000	100,000	100,000	-	400,000
Central Entrance, Blackman to Anderson	-	-	450,000	6,000	-	456,000
Annual Manhole Adjustments	75,000	75,000	75,000	75,000	75,000	375,000
Annual CIPP Lining	150,000	300,000	300,000	300,000	300,000	1,350,000
Annual SIP Coordination	900,000	900,000	900,000	900,000	900,000	4,500,000
Creek Tunnel Repairs TBD	350,000	350,000	350,000	350,000	350,000	1,750,000
Critical Culvert/Crossing	300,000	300,000	300,000	300,000	300,000	1,500,000
Citywide Pipe Repairs & Steep Slope "down drains"	200,000	250,000	250,000	250,000	250,000	1,200,000
Citywide culvert & ditch repairs, block long projects	-	125,000	200,000	200,000	200,000	725,000
Green Infrastructure grant match - TMDL impaired watersheds	-	100,000	200,000	300,000	300,000	900,000
Citywide storm improvements	-	-	300,000	400,000	400,000	1,100,000

City of Duluth Minnesota - 2024 Budget

City of Duluth 2024-2028 Capital Improvement Plan

5 Year Project Summary

Capital Utility Projects Continued	2024	2025	2026	2027	2028	Total
Storm SWPPP document update	-	25,000	-	-	-	25,000
Stream TMDL ecoli studies - MS4 permit compliance TMDL Action Plans document - next permit cycle	-	150,000	150,000	150,000	150,000	600,000
Non-capital Storm Projects	175,000	175,000	175,000	175,000	175,000	875,000
E 7th St & 13th Ave E	200,000	-	-	-	-	200,000
Irving Park - Keene Creek						
GLC Grant Match	80,000	-	-	-	-	80,000
Park Point - Phase 2 Sump Pump Laterals	150,000	-	-	-	-	150,000
Capital Utility Projects	31,910,000	25,161,000	27,105,000	28,641,000	28,275,000	141,092,000
GRAND TOTAL	120,234,406	114,452,500	62,511,325	49,968,828	54,095,000	401,262,059

City of Duluth Minnesota - 2024 Budget

City of Duluth 2024-2028 Capital Improvement Plan

5 Year Funding Sources

	2024	2025	2026	2027	2028	Total
City Bond - Facilities	1,980,000	2,178,000	2,396,000	2,636,000	2,900,000	12,090,000
City Bond - Streets	-	10,500,000	3,000,000	3,000,000	3,000,000	19,500,000
State Bond	20,704,000	13,000,000	-	-	-	33,704,000
Other City Funding	7,649,359	6,525,000	2,725,000	25,000	25,000	16,949,359
Parks Fund	1,721,476	395,000	370,000	345,000	320,000	3,151,476
1/2 & 1/2 Tax	5,832,500	600,500	-	-	-	6,433,000
Permanent Improvement Fund Levy	280,000	280,000	280,000	280,000	280,000	1,400,000
Street System Maintenance Levy	700,000	750,000	700,000	700,000	700,000	3,550,000
Street Lighting	500,000	500,000	800,000	500,000	500,000	2,800,000
Local Sales Tax (.5%)	13,200,000	13,750,000	7,800,000	7,883,000	7,800,000	50,433,000
Minnesota State Aid	6,265,000	3,659,000	4,370,000	1,700,000	5,600,000	21,594,000
State Grants	5,937,167	-	-	-	-	5,937,167
Federal Grants/Aid	19,314,904	34,464,000	16,625,325	9,416,028	8,350,000	88,170,257
ARPA Funding	2,865,000	-	-	-	-	2,865,000
Other Funding	8,215,000	6,500,000	-	-	-	14,715,000
Utilities - Bond	13,100,000	6,375,000	6,625,000	7,650,000	7,650,000	41,400,000
Utilities - Current						
Year Revenue						
-Water	3,566,000	5,272,000	6,296,000	6,863,800	7,186,000	29,183,800
-Gas	2,533,800	3,133,800	4,053,800	2,433,800	3,163,800	15,319,000
-Sewer	2,978,700	3,128,700	3,128,700	2,784,700	3,178,700	15,199,500
-Stormwater	2,891,500	3,441,500	3,341,500	3,751,500	3,441,500	16,867,500
Total	120,234,406	114,452,500	62,511,325	49,968,828	54,095,000	401,262,059

City of Duluth Minnesota - 2024 Budget

City of Duluth 2024-2028 Capital Improvement Plan

Capital Improvement Program Summary

The Capital Improvement Program is the principal funding program the City uses to make large, planned improvements and corrections to its building inventory and infrastructure. It traditionally consists of issuing general obligation bonds for city hall, public safety facilities, libraries and public works facilities. The City maintains 148 structures with an average age of over 40 years. These structures require continued accessibility and code compliance efforts.

Projects	2024	2025	2026	2027	2028	Total
CIP Eligible Capital Maintenance						
Building Improvements	730,000	848,000	1,481,000	1,661,000	1,650,000	6,370,000
Maintenance Buildings						
Improvements	-	250,000	715,000	175,000	500,000	1,640,000
Civic Buildings (CCW/City						
Hall/Library)	1,250,000	500,000	100,000	500,000	-	2,350,000
Public Safety Buildings						
(Fire/Police)	-	580,000	100,000	300,000	750,000	1,730,000
Total	1,980,000	2,178,000	2,396,000	2,636,000	2,900,000	12,090,000
Funding	2024	2025	2026	2027	2028	Total
Capital Improvement Bond	1,980,000	2,178,000	2,396,000	2,636,000	2,900,000	12,090,000

City of Duluth Minnesota - 2024 Budget

City of Duluth 2024-2028 Capital Improvement Plan

CIP Eligible Capital Maintenance Building Improvements

Description:

It is important to maintain a city-wide program of facility system replacements and accessibility compliance for structures. Many remote sites need masonry tuck pointing; this is our primary point of water migration into finished spaces. We have damaged window heads, sills, and parapets which also need repairs. Additionally, many remote sites are being heated with boilers or furnaces which are 20 years old and beyond. Replacing these with modern, high efficient units with electronic controls can realize significant annual energy savings over the continued life of the structure. All of these types of system replacements and facility upgrades are aimed at keeping these public buildings in the best state of repair and function possible with the funding available.

Project	2024	2025	2026	2027	2028	Total
CIP Eligible VFA Building Improvements	480,000	848,000	1,481,000	1,661,000	1,650,000	6,120,000
Fiber Connection within property lines for CIP eligible buildings	250,000	-	-	-	-	250,000
Total	730,000	848,000	1,481,000	1,661,000	1,650,000	6,370,000
Funding	2024	2025	2026	2027	2028	Total
Capital Improvement Bond	730,000	848,000	1,481,000	1,661,000	1,650,000	6,370,000

City of Duluth Minnesota - 2024 Budget

City of Duluth 2024-2028 Capital Improvement Plan

CIP Eligible Capital Maintenance Building Improvements

Project Title:

CIP Eligible Capital Maintenance Building Improvements

Description:

Improvements related to deferred maintenance, end-of-life-cycle systems, and other facility improvement requirements identified in the City's asset management system.

**Funding Source:**

FY 2024-2028

Capital Improvement Bond \$ 6,120,000

Project Title:

Fiber Connectivity

Description:

Fiber connection within property lines for CIP eligible buildings.

**Funding Source:**

FY 2024-2026

Capital Improvement Bond \$ 250,000

City of Duluth Minnesota - 2024 Budget

City of Duluth 2024-2028 Capital Improvement Plan

Maintenance

Description:

As a group of CIP eligible facilities, the Maintenance buildings that support the activities of Property and Facilities Management and Maintenance Operations, represent some of the most rapidly deteriorating CIP eligible facilities that the City currently owns. Each of these facilities have significant capital needs that are extremely critical to maintain facility integrity and to continue operations as viable assets housing core City services. The group of maintenance facilities represents many challenges and opportunities. As part of a longer term strategy for this element of the portfolio, the reality that most of these facilities have capital improvement needs in excess of 50% of their replacement value has driven Property and Facilities Management to consider investments that are primarily aimed at maintaining the facility integrity and ensuring the safety and comfort of City staff working out of these facilities while not significantly improving the assets. As assets, this group of buildings have significant value for potential resale, as most are located on prime real estate, and should a longer term solution aimed at a total consolidation of maintenance activities into one newly constructed facility come to fruition, the focus of this part of the capital plan is on – primarily – maintaining the status quo in a manner that sufficiently meets the operational needs and protects the assets from significant deterioration over the next 5 years.

Project	2024	2025	2026	2027	2028	Total
40th Toolhouse Miscellaneous	-	250,000	-	-	-	250,000
Miscellaneous Toolhouse Mtc.	-	-	415,000	-	500,000	915,000
42nd Toolhouse Structural	-	-	300,000	-	-	300,000
Study/Repair	-	-	300,000	-	-	300,000
Tree Farm Toolhouse Yard/Cold Storage	-	-	-	175,000	-	175,000
Total	-	250,000	715,000	175,000	500,000	1,640,000

Funding	2024	2025	2026	2027	2028	Total
Capital Improvement Bond	-	250,000	715,000	175,000	500,000	1,640,000

City of Duluth Minnesota - 2024 Budget

City of Duluth 2024-2028 Capital Improvement Plan

Maintenance

Project Title:

40th Toolhouse Improvements

Description:

40th Toolhouse maintenance facility improvement requirements identified in the City's asset management system.

**Funding Source:**

FY 2025

Capital Improvement Bond \$ 250,000

Project Title:

Miscellaneous Toolhouse Improvements

Description:

Maintenance facility improvement requirements identified in the City's asset management system.

**Funding Source:**

FY 2026, 2028

Capital Improvement Bond \$ 915,000

Project Title:

42nd Toolhouse Improvements

Description:

42nd Toolhouse Structural Study and Repair.

**Funding Source:**

FY 2026

Capital Improvement Bond \$ 300,000

City of Duluth Minnesota - 2024 Budget

City of Duluth 2024-2028 Capital Improvement Plan

Maintenance

Project Title:

Tree Farm Toolhouse Improvements

Description:

Yard/cold storage

**Funding Source:**

FY 2027

Capital Improvement Bond \$ 175,000

City of Duluth Minnesota - 2024 Budget

City of Duluth 2024-2028 Capital Improvement Plan

Civic (City Center West/City Hall/Library)

Description:

These are the public facing facilities that are owned and operated by the City. Much of the activity in these facilities support the operation of City business by housing staff and serving as points of direct engagement with the public seeking City services such as Construction Services, Planning, Engineering, City Clerk, Elections, Public Library, City Council, Public Commissions and the like. These investments constitute renewal and improvement of core facility infrastructure systems such as lighting, HVAC, emergency systems, and building envelope improvements.

Project	2024	2025	2026	2027	2028	Total
City Hall HVAC	750,000	-	-	-	-	750,000
City Hall Break Room & PPL Suite	250,000	-	-	-	-	250,000
City Hall Planning Department	250,000	-	-	-	-	250,000
City Hall Grounds/Priley Circle	-	500,000	-	-	-	500,000
City Center West Flooring & Paint	-	-	100,000	-	-	100,000
City Center West EOC	-	-	-	-	-	-
Driveway/Parking Lot	-	-	-	500,000	-	500,000
Total	1,250,000	500,000	100,000	500,000	-	2,350,000

Funding	2024	2025	2026	2027	2028	Total
Capital Improvement Bond	1,250,000	500,000	100,000	500,000	-	2,350,000

City of Duluth Minnesota - 2024 Budget

City of Duluth 2024-2028 Capital Improvement Plan

Civic (City Center West/City Hall/Library)

Project Title:

City Hall Improvements

Description:

City Hall HVAC Renewal

Funding Source:

FY 2024

Capital Improvement Bond \$ 750,000



Project Title:

City Hall Improvements

Description:

Break Room and PPL Suite

Funding Source:

FY 2024

Capital Improvement Bond \$ 250,000



Project Title:

City Hall Improvements

Description:

Planning Department

Funding Source:

FY 2024

Capital Improvement Bond \$ 250,000



City of Duluth Minnesota - 2024 Budget

City of Duluth 2024-2028 Capital Improvement Plan

Civic (City Center West/City Hall/Library)

Project Title:

City Hall Improvements

Description:

City Hall Grounds/Priley Circle Improvements

**Funding Source:**

FY 2025

Capital Improvement Bond \$ 500,000

Project Title:

City Center West Improvements

Description:

Flooring and Paint

**Funding Source:**

FY 2026

Capital Improvement Bond \$ 100,000

Project Title:

City Center West Improvements

Description:

EOC Driveway/Parking Lot

**Funding Source:**

FY 2027

Capital Improvement Bond \$ 500,000

City of Duluth Minnesota - 2024 Budget

City of Duluth 2024-2028 Capital Improvement Plan

Public Safety (Fire/Police)

Description:

Over the next five years, the City is proposing to invest \$1.73 million in capital maintenance projects at firehalls and police facilities throughout the City. There are remodeling projects to accommodate staff reorganizations as part of the Fire Department consolidation plan. Energy improvements consist of installing new windows and overhead doors, lighting, building controls and replacing furnaces and roofs. Repair and maintenance projects consist of masonry and brick repair, as well as resolving drainage issues and replacing driveways, apparatus bay doors, heating systems, ventilation systems and deferred maintenance requirements identified by the City asset management system (VFA).

Project	2024	2025	2026	2027	2028	Total
Firehall Miscellaneous Maintenance	-	500,000	100,000	300,000	500,000	1,400,000
Public Safety Building Miscellaneous Improvements	-	80,000	-	-	250,000	330,000
Total	-	580,000	100,000	300,000	750,000	1,730,000
Funding	2024	2025	2026	2027	2028	Total
Capital Improvement Bond	-	580,000	100,000	300,000	750,000	1,730,000

City of Duluth Minnesota - 2024 Budget

City of Duluth 2024-2028 Capital Improvement Plan

Public Safety (Fire/Police)

Project Title:

Firehall Improvements

Description:

Firehall facility improvement requirements identified in the City's asset management system.

**Funding Source:**

FY 2025-2028

Capital Improvement Bond \$ 1,400,000

Project Title:

Public Safety Building (Police) Improvements

Description:

Public Safety Building (Police) facility improvement requirements identified in the City's asset management system.

**Funding Source:**

FY 2025, 2028

Capital Improvement Bond \$ 330,000

City of Duluth Minnesota - 2024 Budget

City of Duluth 2024-2028 Capital Improvement Plan

Property, Parks, and Libraries State Bonding Projects

Lake Superior Zoo:

The City of Duluth was awarded \$204,000 in 2020 state bonds to predesign the renovation or replacement of the Main Building at the Lake Superior Zoo.

Seawall & Surface Improvements:

The City of Duluth was awarded \$13.5 million in 2020 state bonds to predesign, design, construct, furnish, and equip seawall and Lakewalk infrastructure with related surface improvements, including a boardwalk and bike trails, public gathering spaces, and loading areas, along the shore of Lake Superior in the City of Duluth. This appropriation may also be used for demolition and removal of existing seawall and Lakewalk structures. A complementary Federal Economic Development Administration grant was awarded to contribute to seawall construction, including enhancements to accommodate large draft cruise ships.

Spirit Mountain Recreation Area Improvements:

The City of Duluth was awarded \$13 million in 2023 state bonds to design and construct new facilities and to renew, replace and repair existing facilities at the Spirit Mountain Recreation Area.

Coastal Transportation Infrastructure Rehabilitation Project:

The City of Duluth was awarded an \$8,196,234 million in Rebuilding American Infrastructure with Sustainability and Equity (RAISE) grant to protect and improve essential transportation infrastructure adjacent to Duluth's Downtown and the East and Central Hillside Neighborhoods. Improvements include rehabilitation of a multimodal transportation trail, increased connections to that trail, and revetment of the coastal barrier that protects Interstate Hwy 35 (I-35), BNSF Railroad, Western Lake Superior Sanitary District (WLSSD) main force line, and homes and businesses.

Projects	2024	2025	2026	2027	2028	Total
Lake Superior Zoo	204,000	-	-	-	-	204,000
Seawall & Surface Improvements	21,141,835	-	-	-	-	21,141,835
Spirit Mountain Recreation Area (SMRA)	-	26,000,000	-	-	-	26,000,000
Coastal Transportation Infrastructure Rehabilitation Project	-	-	10,896,234	-	-	10,896,234
Total	21,345,835	26,000,000	10,896,234	-	-	58,242,069

Funding	2024	2025	2026	2027	2028	Total
Federal Funding	4,938,067	-	8,196,234	-	-	13,134,301
State Bond	13,704,000	13,000,000	-	-	-	26,704,000
Spirit Mountain Recreation Area Funding	-	6,500,000	-	-	-	6,500,000
Other City Funding	2,703,768	6,500,000	2,700,000	-	-	11,903,768
Total	21,345,835	26,000,000	10,896,234	-	-	58,242,069

City of Duluth Minnesota - 2024 Budget

City of Duluth 2024-2028 Capital Improvement Plan

Parks and Trails Summary

Description:

Park and trail capital projects are funded from three major sources: the Parks and Recreation capital budget, the 1/2 and 1/2 tourism tax, and federal and state grants. The Parks and Recreation capital budget is sourced from the voter-approved Park Fund levy, an annual appropriation from the general tourism tax, and occasional one-time appropriations from a variety of sources. These funds may be used for any park or trail capital improvements that are consistent with the Parks and Recreation mission and master plan. The 1/2 and 1/2 tax is a one-half-of-one-percent increment in Duluth's lodging and restaurant taxes that was authorized in 2014 to fund capital improvements to public outdoor recreation facilities in a specified area of western Duluth. In 2023, allowable use of the 1/2 and 1/2 tax was expanded to include improvements to public athletic venues that support sports tourism and quality of life. 1/2 and 1/2 tax proceeds may only be used for capital projects that directly and meaningfully support tourism in Duluth. The 1/2 and 1/2 tax and the Parks and Recreation capital budget are used to leverage state and federal grants that increase the magnitude of park and trail capital improvements. Selection and design of capital projects is shaped by input and direction from the community, Parks Commission, and City Council.

Projects	2024	2025	2026	2027	2028	Total
Parks	22,071,825	1,020,500	355,000	295,000	270,000	24,012,325
Trails	11,421,746	-	40,000	75,000	75,000	11,611,746
Total	33,493,571	1,020,500	395,000	370,000	345,000	35,624,071

Funding	2024	2025	2026	2027	2028	Total
Federal Grant	3,976,837	-	-	-	-	3,976,837
ARPA Funding	2,865,000	-	-	-	-	2,865,000
State Grant	5,937,167	-	-	-	-	5,937,167
Other Grants/ Donations/ Funding	8,215,000	-	-	-	-	8,215,000
Parks and Recreation Capital Budget	1,721,476	395,000	370,000	345,000	320,000	3,151,476
Athletic Venue Reinvestment Initiative						
1/2 & 1/2 Tax	4,800,000	-	-	-	-	4,800,000
SLRC 1/2 & 1/2 Tax	1,032,500	600,500	-	-	-	1,633,000
Other City Funding	4,945,591	25,000	25,000	25,000	25,000	5,045,591
Total	33,493,571	1,020,500	395,000	370,000	345,000	35,624,071

City of Duluth Minnesota - 2024 Budget

City of Duluth 2024-2028 Capital Improvement Plan

Parks Detail

Project	2024	2025	2026	2027	2028	Total
St. Louis County Tax Forfeit						
Land Acquisition	4,320,000	-	-	-	-	4,320,000
St. Louis River Natural Area						
Land Acquisition	3,750,000	-	-	-	-	3,750,000
Enger Golf Course Renovation	7,386,415	-	-	-	-	7,386,415
Brighton Beach Park:						
Remove Old Road & Restore						
Landscape	1,601,000	-	-	-	-	1,601,000
Signage & Wayfinding	50,000	-	-	-	-	50,000
Wade Stadium Repairs	1,200,000	-	-	-	-	1,200,000
Gary New Duluth Skate Park	550,000	-	-	-	-	550,000
Athletic Venue Reinvestment						
Initiative Planning & Pre-						
Design	400,000	-	-	-	-	400,000
Lester Park Golf Course-Public						
Planning Process	150,000	-	-	-	-	150,000
Memorial Park MMP						
Implementation	80,000	515,000	-	-	-	595,000
Neighborhood Parks:						
Hillside Sport Court Park	897,350	-	-	-	-	897,350
Norton Park	100,000	290,000	-	-	-	390,000
Park Point Beach House						
Maintenance	100,000	-	-	-	-	100,000
Indian Point Campground						
Public Planning Process	100,000	-	-	-	-	100,000
Birchwood Park	-	5,500	-	-	-	5,500
Signage & Wayfinding	50,000	30,000	50,000	25,000	25,000	180,000
Sustainable Infrastructure:						
Emergency Repairs &						
Cascade Park	130,000	-	-	-	-	130,000
Old Main Park	100,000	-	-	-	-	100,000
Leif Erikson Stage	200,000	-	-	-	-	200,000
Deferred Maintenance	70,000	-	-	-	-	70,000
Park Point Recreation Area						
Plan	55,000	-	-	-	-	55,000

City of Duluth Minnesota - 2024 Budget

City of Duluth 2024-2028 Capital Improvement Plan

Parks Detail

Project Continued	2024	2025	2026	2027	2028	Total
Invasive Species and Tree Grants	692,060	-	-	-	-	692,060
Natural Resources	55,000	75,000	75,000	75,000	75,000	355,000
Golf Subsidy	25,000	-	-	-	-	25,000
Asset Management Plan	10,000	10,000	10,000	-	-	30,000
Playground Replacements	-	95,000	220,000	195,000	170,000	680,000
Total	22,071,825	1,020,500	355,000	295,000	270,000	24,012,325
Funding	2024	2025	2026	2027	2028	Total
Federal Grant	1,616,430	-	-	-	-	1,616,430
ARPA Funding	2,865,000	-	-	-	-	2,865,000
State Grant	634,162	-	-	-	-	634,162
Other Grants/Donations/Funding	7,250,000	-	-	-	-	7,250,000
Parks and Recreation Capital Budget	1,602,350	395,000	330,000	270,000	245,000	2,842,350
Athletic Venue Reinvestment Initiative 1/2 & 1/2 Tax	3,600,000	-	-	-	-	3,600,000
SLRC 1/2 & 1/2 Tax	180,000	600,500	-	-	-	780,500
Other City Funding	4,323,883	25,000	25,000	25,000	25,000	4,423,883
Total	22,071,825	1,020,500	355,000	295,000	270,000	24,012,325

City of Duluth Minnesota - 2024 Budget

City of Duluth 2024-2028 Capital Improvement Plan

2024-2028 Parks Projects

Project Title:

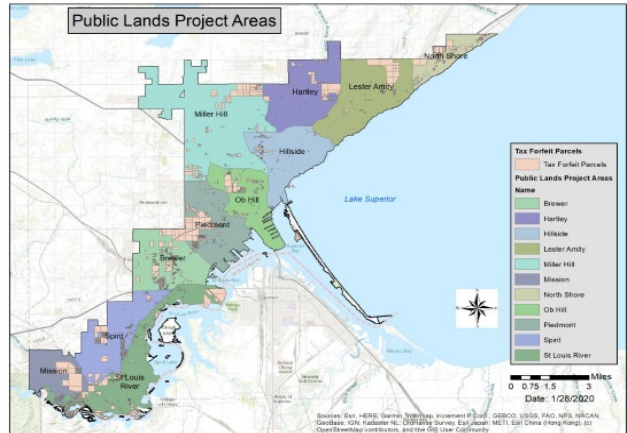
St. Louis County Tax Forfeit Land Acquisition

Description:

Conveyance from St. Louis County to the City of Duluth of \$4.2 million of tax forfeit green space plus appraisals and closing costs to be managed as part of the City system of protected green space.

Funding Source:

	<u>FY 2024</u>
Parks and Recreation Capital Budget	120,000
Other	
Grants/Donations/Funding	<u>4,200,000</u>
	4,320,000



Project Title:

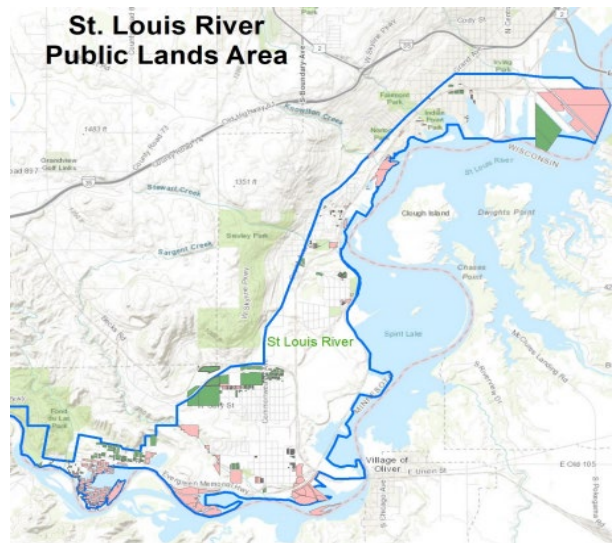
St. Louis River Natural Area Land Acquisition

Description:

Federally funded acquisition of \$3.5 million worth of tax forfeit property plus appraisals and closing costs located within or immediately around the St. Louis River Natural Area.

Funding Source:

	<u>FY 2024</u>
Parks and Recreation Capital Budget	50,000
Federal Grant	900,000
Other	
Grants/Donations/Funding	<u>2,800,000</u>
	3,750,000



City of Duluth Minnesota - 2024 Budget

City of Duluth 2024-2028 Capital Improvement Plan

2024-2028 Parks Projects

Project Title:

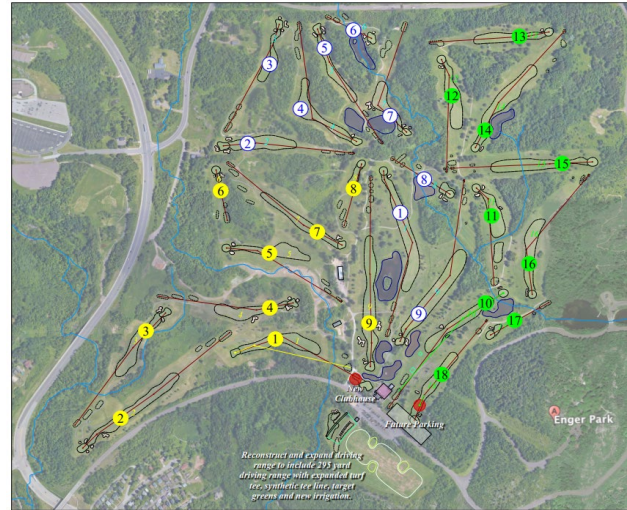
Enger Golf Course Renovation

Description:

Enger Golf Course renovation items include a new irrigation system, improvements to fairways, and bunker renovations.

Funding Source:

	FY 2024
ARPA Funding	2,500,000
Athletic Venue Reinvestment Initiative 1/2 & 1/2 Tax	1,700,000
Other City Funding	3,186,415
	7,386,415



Project Title:

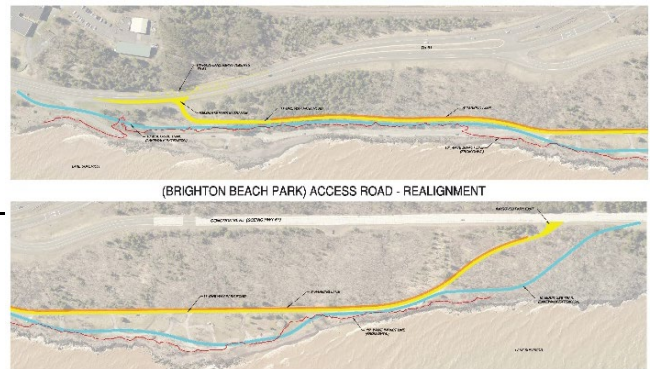
Brighton Beach Park

Description:

Construction of new northeast entrance road, stabilization of shoreline, and signage.

Funding Source:

	FY 2024
Federal Grant	515,000
State Grant	286,000
Parks and Recreation Capital Budget	50,000
Other City Funding	800,000
	1,651,000



City of Duluth Minnesota - 2024 Budget

City of Duluth 2024-2028 Capital Improvement Plan

2024-2028 Parks Projects

Project Title:

Wade Stadium Repairs

Description:

Address deferred maintenance on Wade Stadium building.


Funding Source:

Athletic Venue Reinvestment
Initiative 1/2 & 1/2 Tax

FY 2024

1,200,000

1,200,000



Project Title:

Gary New Duluth Skate Park

Description:

Complete next phase of skatepark construction.

Funding Source:

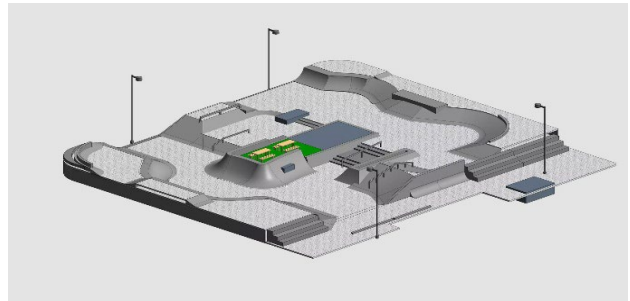
Athletic Venue Reinvestment
Initiative 1/2 & 1/2 Tax
Other
Grants/Donations/Funding

FY 2024

300,000

250,000

550,000



City of Duluth Minnesota - 2024 Budget

City of Duluth 2024-2028 Capital Improvement Plan

2024-2028 Parks Projects

Project Title:

Athletic Venue Reinvestment Initiative Planning & Pre-Design

Description:

Assessment to determine Citywide condition and repair or replacement needs of athletic facilities.

Funding Source:

Athletic Venue Reinvestment Initiative 1/2 & 1/2 Tax

FY 2024

400,000

400,000



Project Title:

Lester Park Golf Course-Public Planning Process

Description:

Public process to determine the future use(s) of this parkland.

Funding Source:

Parks and Recreation Capital Budget

FY 2024

150,000

150,000



City of Duluth Minnesota - 2024 Budget

City of Duluth 2024-2028 Capital Improvement Plan

2024-2028 Parks Projects

Project Title:

Memorial Park MMP
Implementation

Description:

Development, design, and Phase I implementation of new Memorial Park Mini-Master Plan.

Funding Source:

SLRC 1/2 & 1/2 Tax

FY 2024-25

595,000

595,000



Project Title:

Neighborhood Parks

Description:

Includes Hillside Sport Court Park, Norton planning process, building removal, Pk Pt Beach House mtce, Indian Point Campground public planning

Funding Source:

ARPA Funding

Parks and Recreation Capital

Budget

SLRC 1/2 & 1/2 Tax

Other City Funding

FY 2024-25

365,000

742,350

185,500

200,000

1,492,850



City of Duluth Minnesota - 2024 Budget

City of Duluth 2024-2028 Capital Improvement Plan

2024-2028 Parks Projects

Project Title:

Signage & Wayfinding

Description:

Entrance signs, kiosks, and wayfinding at various parks, coupled with other onsite improvements.

Funding Source:

Parks and Recreation Capital
Budget

FY 2024-28

180,000
180,000



Project Title:

Sustainable Infrastructure

Description:

Emergency repairs and studies, deferred maintenance, natural resources, and invasive species prevention.

Funding Source:

Federal Grant
State Grant
Parks and Recreation Capital
Budget
Other City Funding

FY 2024-28

201,430
348,162
1,550,000
237,468
2,337,060



City of Duluth Minnesota - 2024 Budget

City of Duluth 2024-2028 Capital Improvement Plan

Trails Detail

Project	2024	2025	2026	2027	2028	Total
Spirit Mountain Nordic Center	2,951,296	-	-	-	-	2,951,296
Cross City Trail:						
Phase III: Irving Park to						
Greene Street	1,092,750	-	-	-	-	1,092,750
Phase VI: Lower BN Route-						
59th Ave W to 61st Ave W	485,000	-	-	-	-	485,000
Waabizheshikana-The Marten						
Trail	5,694,534	-	-	-	-	5,694,534
Snowmobile Trail	550,200	-	-	-	-	550,200
Park Point Beach Access-						
Lafayette CC	214,258	-	-	-	-	214,258
Park Point Beach Access-MN						
Point	383,708	-	-	-	-	383,708
Other Trail Improvements:						
Forest Hill Property						
Acquisition	50,000	-	-	-	-	50,000
ADA Access	-	-	10,000	-	-	10,000
Duluth Traverse Spine						
Maintenance	-	-	-	50,000	50,000	100,000
Other Trail Improvements-						
TBD	-	-	30,000	25,000	25,000	80,000
Total	11,421,746	-	40,000	75,000	75,000	11,611,746

Funding	2024	2025	2026	2027	2028	Total
Federal Grant	2,360,407	-	-	-	-	2,360,407
State Grant	5,303,005	-	-	-	-	5,303,005
Other						
Grants/Donations/Funding	965,000	-	-	-	-	965,000
Parks and Recreation Capital						
Budget	119,126	-	40,000	75,000	75,000	309,126
Athletic Venue Reinvestment						
Initiative 1/2 & 1/2 Tax	1,200,000	-	-	-	-	1,200,000
SLRC 1/2 & 1/2 Tax	852,500	-	-	-	-	852,500
Other City Funding	621,708	-	-	-	-	621,708
Total	11,421,746	-	40,000	75,000	75,000	11,611,746

City of Duluth Minnesota - 2024 Budget

City of Duluth 2024-2028 Capital Improvement Plan

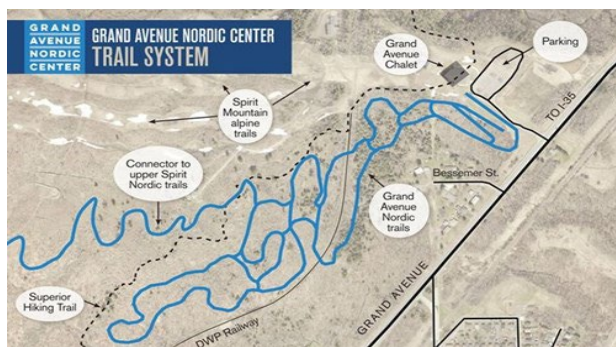
2024-2028 Trails Projects

Project Title:

Spirit Mountain Nordic Center

Description:

Expand the recreational facilities at Spirit Mountain by expanding the Duluth Traverse trail system and completing the Spirit Mountain Nordic Center trails.



Funding Source:

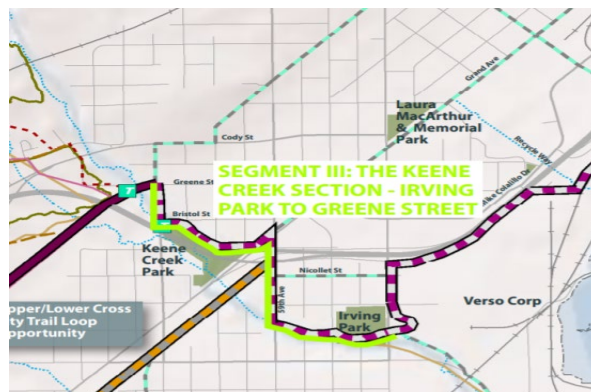
	FY 2024
Federal Grant	224,225
State Grant	1,113,471
Other	
Grants/Donations/Funding Athletic Venue Reinvestment Initiative 1/2 & 1/2 Tax	300,000
SLRC 1/2 & 1/2 Tax	1,200,000
	113,600
	2,951,296

Project Title:

Cross City Trail

Description:

Phase III: Irving Park to Greene Street
Phase VI: Lower Burlington Northern Route-59th Ave W to 61st Ave W



Funding Source:

	FY 2024
Federal Grant	750,000
State Grant	300,000
Parks and Recreation Capital Budget	63,050
SLRC 1/2 & 1/2 Tax	218,700
Other City Funding	246,000
	1,577,750

City of Duluth Minnesota - 2024 Budget

City of Duluth 2024-2028 Capital Improvement Plan

2024-2028 Trails Projects

Project Title:

Waabizheshikana-The Marten Trail

Description:

Continued implementation of the trail for various segments.

Funding Source:

	FY 2024
Federal Grant	1,020,000
State Grant	3,498,534
Other	
Grants/Donations/Funding	665,000
SLRC 1/2 & 1/2 Tax	511,000
	5,694,534



Project Title:

Snowmobile Trail

Description:

Complete abutments for Knowlton Snowmobile Trail bridge and a trail connecting lower Spirit Chalet to Cross Town trail.

Funding Source:

	FY 2024
Federal Grant	150,000
State Grant	391,000
SLRC 1/2 & 1/2 Tax	9,200
	550,200



City of Duluth Minnesota - 2024 Budget

City of Duluth 2024-2028 Capital Improvement Plan

2024-2028 Trails Projects

Project Title:

Park Point Beach Access-Lafayette Community Center

Description:

Replace deteriorated boardwalk, providing Architectural Barriers Act (ABA) beach access from Lafayette Community Center parking lot, across Park Point sand dune, to the beach.



Funding Source:

	FY 2024
Federal Grant	108,182
Parks and Recreation Capital Budget	6,076
Other City Funding	100,000
	214,258

Project Title:

Park Point Beach Access-MN Point

Description:

Replace deteriorated boardwalk, providing Architectural Barriers Act (ABA) beach access on MN Point, across Park Point sand dune, to the beach.



Funding Source:

	FY 2024
Federal Grant	108,000
Other City Funding	275,708
	383,708

City of Duluth Minnesota - 2024 Budget

City of Duluth 2024-2028 Capital Improvement Plan

2024-2028 Trails Projects

Project Title:

Other Trail Improvements

Description:

ADA access, bridge/infrastructure failures, land acquisition for conservation preservation, etc.

Funding Source:


Parks and Recreation Capital

Budget

FY 2024-28

240,000

240,000



City of Duluth Minnesota - 2024 Budget

City of Duluth 2024-2028 Capital Improvement Plan

Street Improvement & Bridge Projects Summary

Description:

These projects include street reconstruction, street preservation, and bridge maintenance. Funding sources include municipal state aid, federal funds, grants, street system maintenance levy, local sales tax, St. Louis County, and developer contributions. Utility Improvements that may occur in conjunction with these projects are included in the Utilities Capital Improvement Plan.

Operating Cost Implications of 2024 Approved Projects:

Beginning in 2020, the Street Improvement Program began receiving dedicated funding through a local .5% sales tax. The Street Improvement Program (SIP) encompasses the entire City's Street Inventory and street improvements are annually reviewed and prioritized on a variety of factors, in accordance with the SIP plan.

Project	2024	2025	2026	2027	2028	Total
Street Preservation Project	11,700,000	9,250,000	7,900,000	5,500,000	6,400,000	40,750,000
Street Preservation -Bond Payment	-	-	500,000	2,000,000	2,000,000	4,500,000
Superior Street Reconstruction - MSA bond payment	805,000	815,000	-	-	-	1,620,000
Raleigh St WM and street reconstruction, 59th Ave W to Grand Ave	3,970,000	-	-	-	-	3,970,000
Aerial Lift Bridge Painting and Misc Structural Repairs	7,000,000	7,000,000	-	-	-	14,000,000
Aerial Lift Bridge Sidewalk, Abutment, and Approach	3,000,000	-	-	-	-	3,000,000
Sidewalk	120,000	120,000	120,000	120,000	120,000	600,000
Patch Project	475,000	475,000	475,000	475,000	475,000	2,375,000
Retaining/Guard Rail/Restriping/Bridge repair/RR crossings	200,000	200,000	200,000	53,000	200,000	853,000
Engineering for Federal 2026 project	300,000	-	-	-	-	300,000
MNDOT ADA upgrades along I-35 ramps from 68th Ave W. to 26th Ave E. (city match)	200,000	-	-	-	-	200,000
Engineering for NHS Federal 2025 Proj, Garfield Ave and Port Terminal Reconditioning	100,000	360,000	-	-	-	460,000

City of Duluth Minnesota - 2024 Budget

City of Duluth 2024-2028 Capital Improvement Plan

Street Improvement & Bridge Projects Summary

Projects Continued	2024	2025	2026	2027	2028	Total
Bardon's Peak Wall project- design phase	200,000	-	-	-	-	200,000
6th Ave E CPR and overlay- 2nd Street to Copper Top	2,300,000	-	-	-	-	2,300,000
Chester Park Dr Alley reconstruction	535,000	-	-	-	-	535,000
2024 Chip Seals	300,000	-	-	-	-	300,000
E 7th and 13 Ave E	300,000	-	-	-	-	300,000
London Road, 26th to 60th Ave E	-	3,324,000	-	-	-	3,324,000
W Superior Street, Michigan to Carlton St	-	30,599,000	4,500,000	4,450,000	4,510,000	44,059,000
Bardon's Peak Wall	-	2,150,000	-	-	-	2,150,000
24th Ave W reconditon, 3rd to 7th St	-	2,000,000	-	-	-	2,000,000
Junction Ave/St. Marie reconditioning, 19th Ave E to Carver	-	1,300,000	-	-	-	1,300,000
Eklund Ave reconstruction	-	2,500,000	-	-	-	2,500,000
Railroad Street, from Canal Park Dr to 5th Ave W	-	-	2,100,000	-	-	2,100,000
Mesaba Ave Turn lane and signal at 1st Street (MNDOT)	-	-	250,000	-	-	250,000
Federal 2027 Project- Lake Ave, Canal Park Dr, Buchanan (moved from 2025) design	-	-	300,000	-	-	300,000
St. Marie Street Campus Connector Shared Use Path and Street Reconditioning	-	-	984,091	-	-	984,091
Campus Connector Trail Phase 4/WM and Reconstruct College	-	-	4,090,000	-	-	4,090,000
40th Ave W reconstruction 2026- SLC portion: 2028- design, Grand Ave to I-35	-	-	300,000	-	420,000	720,000
Engineering for Federal 2028 project	-	-	-	300,000	-	300,000
Federal 2027 Project- Lake Ave, Canal Park Dr, Buchanan (moved from 2025)	-	-	-	4,230,000	-	4,230,000
Campus Connector Trail Phase 6 (Lakewalk to 1st St)	-	-	-	1,193,828	-	1,193,828

City of Duluth Minnesota - 2024 Budget

City of Duluth 2024-2028 Capital Improvement Plan

Street Improvement & Bridge Projects Summary

Projects Continued	2024	2025	2026	2027	2028	Total
4th Street Watermain and street reconstruction, Mesaba to 6th Ave E	-	-	-	-	5,200,000	5,200,000
Central Entrance Reconstruction (MNDOT)	-	-	-	-	3,250,000	3,250,000
Total	31,505,000	60,093,000	21,719,091	18,321,828	22,575,000	154,213,919
Projects Held in Parks	2024	2025	2026	2027	2028	Total
Brighton Beach Road Reconstruction	1,601,000	-	-	-	-	1,601,000
Total All Projects	33,106,000	60,093,000	21,719,091	18,321,828	22,575,000	155,814,919
Funding	2024	2025	2026	2027	2028	Total
Federal	2,000,000	28,339,000	2,304,091	2,066,028	1,000,000	35,709,119
State Aid	6,265,000	3,659,000	4,370,000	1,700,000	5,600,000	21,594,000
State Bonding	7,000,000	-	-	-	-	7,000,000
City Bond	-	10,500,000	3,000,000	3,000,000	3,000,000	19,500,000
Street System Mtce Levy	700,000	750,000	700,000	700,000	700,000	3,550,000
Local Sales Tax (.5%)	13,200,000	13,750,000	7,800,000	7,883,000	7,800,000	50,433,000
Permanent Improvement	280,000	280,000	280,000	280,000	280,000	1,400,000
Street Lighting	500,000	500,000	800,000	500,000	500,000	2,800,000
Water - Current Revenue	1,041,000	866,000	1,816,000	1,383,800	2,686,000	7,792,800
Gas - Current Revenue	103,800	253,800	153,800	153,800	163,800	829,000
Sewer - Current Revenue	103,700	653,700	103,700	303,700	803,700	1,968,500
Storm - Current Revenue	311,500	541,500	141,500	351,500	41,500	1,387,500
Utilities Bond	-	-	250,000	-	-	250,000
Total	31,505,000	60,093,000	21,719,091	18,321,828	22,575,000	154,213,919
Funding Held in Parks	2024	2025	2026	2027	2028	Total
Federal	515,000	-	-	-	-	515,000
State Aid	286,000	-	-	-	-	286,000
Local Sales Tax (.5%)	800,000	-	-	-	-	800,000
Total	1,601,000	-	-	-	-	1,601,000
Total All Funding	2024	2025	2026	2027	2028	Total
	33,106,000	60,093,000	21,719,091	18,321,828	22,575,000	155,814,919

City of Duluth Minnesota - 2024 Budget

City of Duluth 2024-2028 Capital Improvement Plan

Miscellaneous Annual Infrastructure

Description:

Miscellaneous annual infrastructure projects include those that are funded by the permanent improvement property tax levy, street system maintenance utility, and limited use of special assessments to the affected property owner. Permanent improvement projects are generally limited to intersections, bridges. These projects may include repair or replacement of the brick streets and sidewalks, concrete sidewalks, one way street conversions, retaining walls, and guard rail repair.

Project	2024	2025	2026	2027	2028	Total
Permanent Improvements	200,000	200,000	200,000	53,000	200,000	853,000
Patch Project	475,000	475,000	475,000	475,000	475,000	2,375,000
Sidewalks	120,000	120,000	120,000	120,000	120,000	600,000
Total	795,000	795,000	795,000	648,000	795,000	3,828,000

Funding	2024	2025	2026	2027	2028	Total
PI Fund	280,000	280,000	280,000	133,000	280,000	1,253,000
Street System Mtce Levy	100,000	100,000	100,000	100,000	100,000	500,000
Utilities Funds	415,000	415,000	415,000	415,000	415,000	2,075,000
Total	795,000	795,000	795,000	648,000	795,000	3,828,000

City of Duluth Minnesota - 2024 Budget

City of Duluth 2024-2028 Capital Improvement Plan

Street Improvement & Bridge Projects

Project Title:

Raleigh St., 59th Ave W to Grand Ave. Watermain & Street Reconstruction

Description:

Replace watermain and reconstruct street.

Funding Source:

	<u>FY 2024</u>
MN State Aid Funds	2,960,000
Utility Funds	1,010,000
	<u>3,970,000</u>



Project Title:

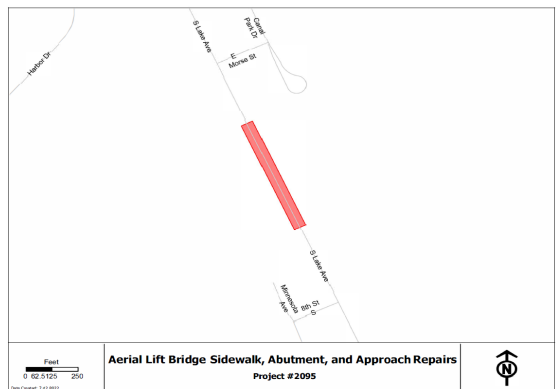
Aerial Lift bridge Painting & Repairs

Description:

Work for the Aerial Lift Bridge painting and bridge repairs.

Funding Source:

	<u>FY 2024-2025</u>
State Bridge Bond	7,000,000
City Bond	7,000,000
	<u>14,000,000</u>



City of Duluth Minnesota - 2024 Budget

City of Duluth 2024-2028 Capital Improvement Plan

Street Improvement & Bridge Projects

Project Title:

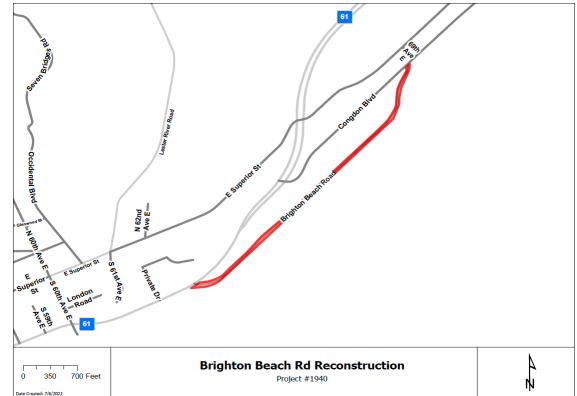
Brighton Beach Road Construction*

Description:

Reconstruction of the road through the park

Funding Source:

	FY 2024
FEMA Funds	515,000
State Park Road Acct	286,000
City Sales Tax	800,000
	1,601,000



*Project held in Parks

Project Title:

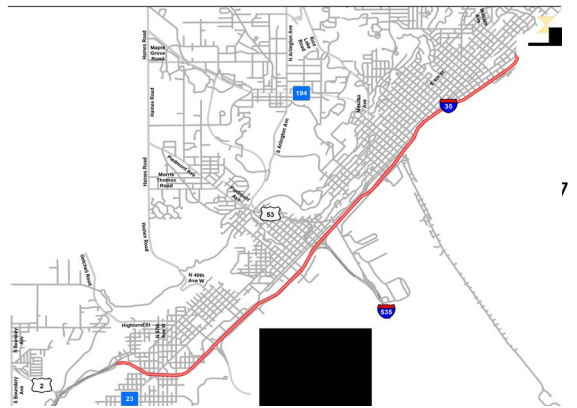
MNDOT ADA upgrades along I-35 ramps (68th Ave W to 26th Ave E)

Description:

ADA upgrades

Funding Source:

	FY 2024
MN State Aid	200,000
	200,000



7

City of Duluth Minnesota - 2024 Budget

City of Duluth 2024-2028 Capital Improvement Plan

Street Improvement & Bridge Projects

Project Title:

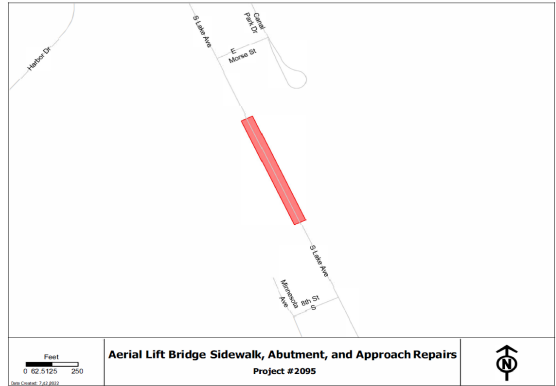
Aerial Lift Bridge Sidewalk, Abutment, and Approach Repairs

Description:

Repairs to the Aerial Lift Bridge sidewalk, abutment & approach

Funding Source:

	<u>FY 2024</u>
NPS Federal Grant	1,500,000
MN State Aid Funds & Misc.	
State Aid	<u>1,500,000</u>
	<u>3,000,000</u>



City of Duluth Minnesota - 2024 Budget

City of Duluth 2024-2028 Capital Improvement Plan

Street Improvement & Bridge Projects

Project Title:

Street Preservation Projects

Description:

Various Locations: Annual preservation projects are determined on criteria outlined in the City's Street Improvement Program.

Funding Source:

Local Sales Tax

2024

11,700,000

2024 Street Preservation Plan

2024 Segments

131st Ave W, TH23 to Water Street
 Meadow St, from Midway to Boundary Ave
 Brooks St, from Midway Ave to Boundary
 Vinland Ave alley, from Boundary Ave
 Main St, from 64th to 66th AW
 Water St, 130th Ave W to dead end east
 Lawn St, from Boundary Ave to 87th AW
 Midway Ave, Vinland to Lawn St
 W 5th St, from 40th to 41st Ave W
 N 57th Ave W, Grand to Cody
 W 12th St, TH53 to dead end E
 W 11th St, TH53 to 22nd Ave W
 22nd Ave W, W 11th St to W 10th St
 W 13th St, from TH53 to dead end E
 W 4th St, from 40th Ave W to dead end E
 W 5th St, 40th Ave W to dead end E
 38th Ave W, Grand to 2nd St
 39th Ave W, Superior St to 4th St
 W 5th St, from Skyline Pkway to 10th Ave W
 W 6th St, from 11th AW to 10th AW
 7th St, from 13th AE to 14th AE
 N Lake Ave, Mesaba to 11th St
 Eden Lane, Parkland Ave to Belmont Rd
 W 5th St, from 10th Ave W to W 6th Ave W
 W 6th St, from 10th Ave W
 6th Ave E, 2nd St. to Copper Top
 Crosley Av, Avondale - Oakley St

N 56th AW, Grand Av - Elinor St
 Spirit Drive, Grand Ave to Roosevelt St
 57th Ave W, from Nicollett to Roosevelt
 41st Ave W, from 8th St to dead end N
 W 4th St, from 40th Ave W to 44th AW
 N 81st Ave W, S dead end to N dead end
 N 80th Ave W, Grand Ave to Knowlton Blvd
 N 84th Ave W, Grand Ave to Coleman St
 Como Ave, from Willow to Dead end S
 E Gilead, Arlington to N Blackman
 E Locust, Arlington to N Blackman
 Myrtle Place, Central Ent to Myrtle St
 W Myrtle St, Central Ent to Basswood Ave
 E 10th St, from 7th AE to 8th AE
 8th Ave E, 9th St to 120' North of 10th St
 N 11th Ave E, from 9th St to Skyline Pkway
 Chester Pway, Belmont Rd alley to Skyline
 Belmont, Parkland Ave to Chester Pk Way
 Parkland Ave, from 10th St to Belmont
 E 10th St, from 14th AE to Parkland
 14th Ave E, from 9th St to dead end N
 16th Ave E, from 4th St to 8th St
 Old Howard Mill, 36th Ave E to Rustwood
 Crescentview, from 37th AE to Pinewood Ln
 Rustwood, from Old Howard Mill to Valley Dr
 17th Ave E, from 6th to 8th St
 9th St, from 19th to Garden St

City of Duluth Minnesota - 2024 Budget

City of Duluth 2024-2028 Capital Improvement Plan

Street Improvement & Bridge Projects

2024 Segments Continued

Oneida St, 43th AE - 45th AE	Garden St, from 19th Ave E to 8th St
Vermillion Rd, from Snively to Oxford	E 7th Street, 16th AE to 19th AE
Norwood, 52nd AE to 54th AE	E 9th St, from 18th AE to 19th AE
N 51st Ave E, Norwood to Ivanhoe	17th Ave E, from 4th to 6th St
Kingston, from dead end W to dead end E	E 6th St, from 15th AE to 19th AE
N 52nd Ave E, from Idlewild to Woodlawn	E 5th St, from 15th AE to 17th AE
Idlewild, from 51st AE to 54th AE	N 54th AE from Idlewild to Covent Pl
Hartley Rd, from Arrowhead to Woodhaven Ln	Covent Pl from 54th AE to dead end E
Woodhaven Ln, from Hartley Rd to Arrowhead	
Engineering	
Contingency	

	2024 Street Preservation Cost	11,700,000
--	--------------------------------------	-------------------

Other City Projects in 2024:

6th Ave E, 2nd St. to Copper Top (MSA, St Lighting, 291 Funds)	2,300,000
Engineering for future projects: Garfield Ave Bardon's Peak,	600,000
Chip Seal various locations	300,000
Chester Park Dr alley, from 17th AE to 18th AE (290 Funds)	535,000
E 7th and 13 Ave E	300,000

	Other City Projects	4,035,000
--	----------------------------	------------------

	Total 2024 Construction, Engineering & Contingency Cost	15,735,000
--	--	-------------------

City of Duluth Minnesota - 2024 Budget

City of Duluth 2024-2028 Capital Improvement Plan

Capital Utility Projects Summary

Description:

Utility projects within the five year capital improvement plan primarily focus on the continued rehabilitation and replacement of aging infrastructure, with a large 5 year investment in replacing all remaining Lead Service Lines in the Water distribution system.

Operating Cost Implications of 2024 Approved Projects:

The Water Fund projects are for replacement and rehabilitation of the water system to increase system reliability, with an emphasis on Lead Service Line replacement, and will have no operating expense impact. The Gas Fund projects will have very little operating expense impact with the exception of the gas main extensions, which will have minimal maintenance and corrosion protection costs offset by new customer account revenue. Sanitary Sewer projects for rehabilitation and relining will provide future savings to sanitary sewer treatment costs through a reduction of inflow and infiltration flows. Stormwater projects will result in indirect savings through cost avoidance of surface water damage.

Project	2024	2025	2026	2027	2028	Total
Water	24,025,000	16,906,000	16,980,000	20,480,000	19,500,000	97,891,000
Gas	2,430,000	2,880,000	3,900,000	2,280,000	3,000,000	14,490,000
Sewer	2,875,000	2,475,000	3,025,000	2,481,000	2,375,000	13,231,000
Stormwater	2,580,000	2,900,000	3,200,000	3,400,000	3,400,000	15,480,000
Total	31,910,000	25,161,000	27,105,000	28,641,000	28,275,000	141,092,000

Funding	2024	2025	2026	2027	2028	Total
Water Revenue Bonds	13,100,000	6,375,000	6,375,000	7,650,000	7,650,000	41,150,000
Grant Fund	8,400,000	6,125,000	6,125,000	7,350,000	7,350,000	35,350,000
Water - Current Revenue	2,525,000	4,406,000	4,480,000	5,480,000	4,500,000	21,391,000
Gas - Current Revenue	2,430,000	2,880,000	3,900,000	2,280,000	3,000,000	14,490,000
Sewer - Current Revenue	2,875,000	2,475,000	3,025,000	2,481,000	2,375,000	13,231,000
Stormwater - Current	2,580,000	2,900,000	3,200,000	3,400,000	3,400,000	15,480,000
Total	31,910,000	25,161,000	27,105,000	28,641,000	28,275,000	141,092,000

City of Duluth Minnesota - 2024 Budget

City of Duluth 2024-2028 Capital Improvement Plan

Water Capital Projects

Description:

The proposed water projects over the next five years include updating aging infrastructure by replacing those distribution mains with a high number of recurring leaks. Rehabilitation of primary transmission lines and pump station upgrades will increase system reliability to meet water demand. Significant improvements are required at the Lakewood Water Treatment Plant (WTP). Built in 1975, this aging facility requires renovation of electrical systems as well as structural repairs to both the treatment plant and pump building. The City will continue to pursue grant and debt funding to replace Lead Service lines to proactively meet the federal mandates to eliminate lead in drinking water.

Project	2024	2025	2026	2027	2028	Total
WTP Resiliency Grant (yr2)	3,500,000	-	-	-	-	3,500,000
WTP Resiliency Grant Match (yr 2)	375,000	-	-	-	-	375,000
Woodland Pump Station	8,000,000	-	-	-	-	8,000,000
Switch Gear (Proctor, Lakeside, Orphanage)	250,000	-	-	-	-	250,000
Morris Thomas Rd (SLC Coordination)	500,000	-	-	-	-	500,000
Lead Service Replacement Project (49% Grant Funded) If Awarded	10,000,000	12,500,000	12,500,000	15,000,000	15,000,000	65,000,000
Far East Superior St Reconections (remove services from transmission line)	300,000	300,000	700,000	-	-	1,300,000
Upper Lakeside Tank Replacement	500,000	-	-	-	-	500,000
Solids Removal @ Water Plant	500,000	-	-	-	-	500,000
Fascia Repairs @ Pump Building	100,000	-	-	-	-	100,000
4th Street, 6th Ave E to Mesaba - Design & Const.	-	-	-	200,000	-	200,000
Arlington Pump Station, Central Entrance (MNDOT Coordination)	-	1,800,000	-	-	-	1,800,000
Ideal St, Swan Lake to Ecklund	-	720,000	500,000	-	-	1,220,000
24th Ave W, 3rd to 7th St	-	450,000	-	-	-	450,000
Chambersburg Dead End	-	486,000	-	-	-	486,000

City of Duluth Minnesota - 2024 Budget

City of Duluth 2024-2028 Capital Improvement Plan

Water Capital Projects

Project Continued	2024	2025	2026	2027	2028	Total
WTP Building & Structural Repairs	-	650,000	-	-	-	650,000
Flocculator & Sedimentation Tank Repairs	-	-	530,000	-	-	530,000
Mesaba Ave Bridge (MNDOT Coordination)	-	-	100,000	-	-	100,000
Rapid Mix Tank Upgrades	-	-	-	280,000	-	280,000
Filter #6	-	-	-	1,800,000	-	1,800,000
Duluth Heights Pump #4 Study	-	-	-	-	50,000	50,000
Bldg & Structural Repairs at WTP	-	-	-	-	650,000	650,000
Upper Lakeside Phase 3 Upgrades	-	-	-	-	800,000	800,000
Glenwood Zone Connector	-	-	-	-	1,000,000	1,000,000
40th Ave W (SLC)	-	-	600,000	-	-	600,000
Central Entrance Feed Pipe (MNDOT Coordination)	-	-	2,050,000	-	2,000,000	4,050,000
Upgrade 5 water Filters	-	-	-	2,200,000	-	2,200,000
Total	24,025,000	16,906,000	16,980,000	20,480,000	19,500,000	97,891,000
Funding	2024	2025	2026	2027	2028	Total
Grant Funded	8,400,000	6,125,000	6,125,000	7,350,000	7,350,000	35,350,000
Water Improvement Bonds	13,100,000	6,375,000	6,375,000	7,650,000	7,650,000	41,150,000
Water - Current Revenue	2,525,000	4,406,000	4,480,000	5,480,000	4,500,000	21,391,000
Total	24,025,000	16,906,000	16,980,000	20,480,000	19,500,000	97,891,000

City of Duluth Minnesota - 2024 Budget

City of Duluth 2024-2028 Capital Improvement Plan

Natural Gas Capital Projects

Description:

The proposed gas projects over the next five years include the continued extension of the system into unserved areas and the relocation of gas meters due to code requirements. Other significant costs include projects to replace existing thin wall plastic mains and older steel mains where leaks occur.

Project	2024	2025	2026	2027	2028	Total
Blanket Project	1,650,000	1,650,000	1,250,000	1,250,000	1,250,000	7,050,000
EFV/meter relocations /bollards	500,000	500,000	1,000,000	1,000,000	1,250,000	4,250,000
Great Lakes Pig Receiver Valve Replacements	30,000	-	-	-	-	30,000
Building Shell at Stora Enso	250,000	-	-	-	-	250,000
Inline Gas Heater Replacement- Great Lakes	-	200,000	-	-	-	200,000
20 th Avenue West, 23 rd Avenue West, 10 th Street	-	500,000	500,000	-	-	1,000,000
MnDot Central entrance, 8 inch plastic replacement	-	-	320,000	-	-	320,000
Garfield Ave -steel replacement (RR St to Helm St)	-	-	800,000	-	-	800,000
Street projects	-	30,000	30,000	30,000	-	90,000
Steel Main Replacements	-	-	-	-	500,000	500,000
Total	2,430,000	2,880,000	3,900,000	2,280,000	3,000,000	14,490,000
Funding	2024	2025	2026	2027	2028	Total
Gas - Current Revenue	2,430,000	2,880,000	3,900,000	2,280,000	3,000,000	14,490,000
Total	2,430,000	2,880,000	3,900,000	2,280,000	3,000,000	14,490,000

City of Duluth Minnesota - 2024 Budget

City of Duluth 2024-2028 Capital Improvement Plan

Sanitary Sewer Capital Projects

Description:

The proposed sanitary sewer projects over the next five years focus on the continued lining or rehabilitation of leaking pipes and the reconstruction of sanitary sewer lift stations located throughout the city.

Project	2024	2025	2026	2027	2028	Total
Lift Station Rehabilitation	750,000	450,000	450,000	450,000	450,000	2,550,000
Manhole Rehabilitation	75,000	75,000	75,000	75,000	75,000	375,000
City Wide Sanitary Sewer Lining	1,950,000	1,850,000	1,850,000	1,850,000	1,850,000	9,350,000
Miscellaneous Street Projects	100,000	100,000	100,000	100,000	-	400,000
40th Ave W (SLC)	-	-	100,000	-	-	100,000
Central Entrance- Blackman to Anderson	-	-	450,000	6,000	-	456,000
Total	2,875,000	2,475,000	3,025,000	2,481,000	2,375,000	13,231,000
Funding	2024	2025	2026	2027	2028	Total
Sewer - Current Revenue	2,875,000	2,475,000	3,025,000	2,481,000	2,375,000	13,231,000
Total	2,875,000	2,475,000	3,025,000	2,481,000	2,375,000	13,231,000

City of Duluth Minnesota - 2024 Budget

City of Duluth 2024-2028 Capital Improvement Plan

Stormwater Capital Projects

Description:

The proposed stormwater projects over the next five years include continued replacement of failing storm sewer lines and large culverts. Reconstruction of various stormwater infrastructure along numerous creeks and streets comprise a large portion of our plan to ensure the City is compliant with our MS4 Permit. Significant costs will occur in the repair and replacement of storm sewer in steep slope areas that discharge into streams located throughout the city as well as leveraged to obtain grant funds.

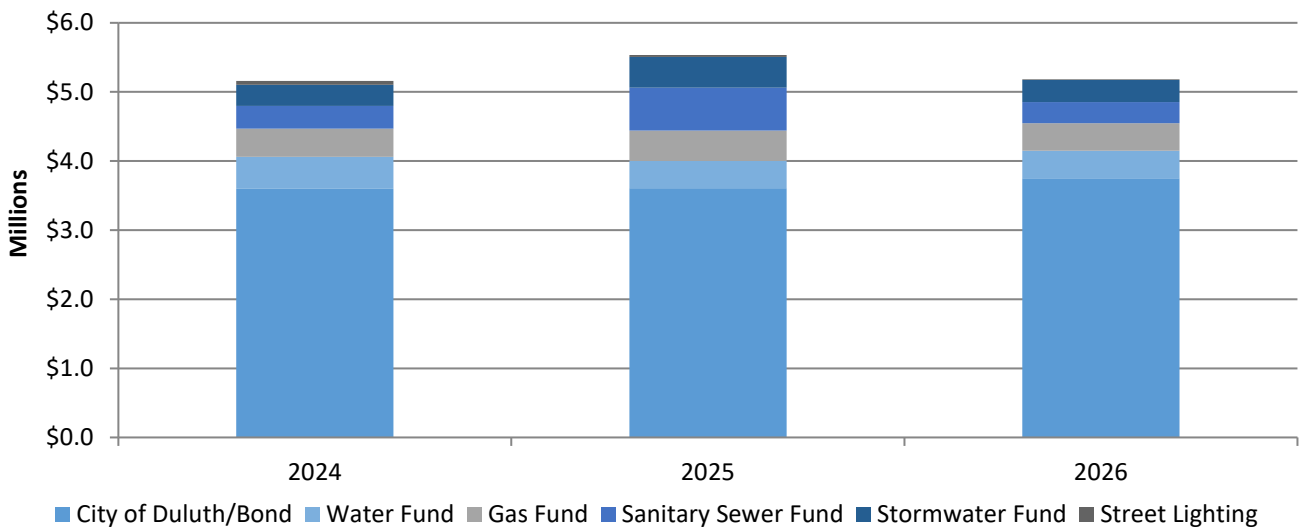
Project	2024	2025	2026	2027	2028	Total
Annual Manhole	75,000	75,000	75,000	75,000	75,000	375,000
Annual CIPP Lining	150,000	300,000	300,000	300,000	300,000	1,350,000
Annual SIP Coordination	900,000	900,000	900,000	900,000	900,000	4,500,000
Creek Tunnel Repairs TBD	350,000	350,000	350,000	350,000	350,000	1,750,000
Critical Culvert/Crossing Repairs	300,000	300,000	300,000	300,000	300,000	1,500,000
Non-capital Storm Projects	175,000	175,000	175,000	175,000	175,000	875,000
Citywide Culvert & Ditch Repairs	-	125,000	200,000	200,000	200,000	725,000
Block Long Projects	-	125,000	200,000	200,000	200,000	725,000
Citywide Pipe Repairs & Steep Slope "down drains" Citywide Storm	200,000	250,000	250,000	250,000	250,000	1,200,000
Improvements	-	-	300,000	400,000	400,000	1,100,000
E 7th St & 13th Ave E Green Infrastructure grant match - TMDL impaired watersheds	200,000	-	-	-	-	200,000
Irving Park - Keene Creek	-	100,000	200,000	300,000	300,000	900,000
GLC Grant Match	80,000	-	-	-	-	80,000
Park Point - Phase 2 Sump Pump Laterals	150,000	-	-	-	-	150,000
Storm SWPPP Document Update	-	25,000	-	-	-	25,000
Stream TMDL E.coli Studies - MS4 Permit Compliance TMDL Action Plan Doc.- Next permit cycle	-	150,000	150,000	150,000	150,000	600,000
Total	2,580,000	2,900,000	3,200,000	3,400,000	3,400,000	15,480,000
Funding	2024	2025	2026	2027	2028	Total
Stormwater - Current Revenue	2,580,000	2,900,000	3,200,000	3,400,000	3,400,000	15,480,000
Total	2,580,000	2,900,000	3,200,000	3,400,000	3,400,000	15,480,000

City of Duluth Minnesota - 2024 Budget

Capital Equipment Plan

Three Year Proposed Equipment Plan:

The objective of the City’s three-year capital equipment plan is to identify equipment needs, determine financial impacts, prioritize requests, and develop a comprehensive financial plan. The City has developed a viable multi-year capital equipment plan which is achievable within expected available resources. \$15.88 million in equipment purchases are proposed in this plan for the period of 2024 through 2026. Of that total, \$10.96 million of equipment will be financed using bond proceeds and the balance of \$4.92 million will be paid for using utility revenues and street lighting property tax levy. Shown in the chart below are the various funding sources by year for the plan.



	2024	2025	2026	Total
City of Duluth/Bond	3,598,000	3,605,900	3,752,800	10,956,700
Water Fund	462,245	395,775	397,000	1,255,020
Gas Fund	407,145	437,325	398,200	1,242,670
Sanitary Sewer Fund	329,460	624,275	304,375	1,258,110
Stormwater Fund	308,860	445,125	319,925	1,073,910
Street Lighting	55,000	25,000	11,000	91,000
Total Plan	5,160,710	5,533,400	5,183,300	15,877,410

City of Duluth Minnesota - 2024 Budget

Capital Equipment Plan

2024 Proposed Equipment:

The City's proposed 2024 capital equipment plan includes \$5,160,710 for capital equipment purchases, of which \$3,598,000 will be financed using bond proceeds and the remaining \$1,562,710 will be paid for from utility revenues and the street lighting property tax levy.

For 2024, the City is proposing bonding for rolling stock purchases in the amount of \$2,100,000 comprised of Fire vehicles and equipment totaling \$95,000; Police vehicles and equipment totaling \$605,000; Park Maintenance vehicles and equipment totaling \$305,000; Parks and Rec vehicles and equipment totaling \$40,000; Street Maintenance vehicles and equipment totaling \$1,015,000; and Transportation Engineering vehicles and equipment totaling \$40,000. For 2024 the City is also proposing bonding for non-rolling stock equipment in the amount of \$1,498,000 for technology improvements and replacements, Fire equipment, Police equipment, and Transportation Engineering equipment.

The breakdown of equipment purchases for the utility funds in 2024 includes \$252,210 for non-rolling stock equipment and \$1,310,500 for rolling stock vehicles for a total of \$1,562,710 in 2024; to be paid for using utility revenues and the street lighting property tax levy.

City of Duluth Minnesota - 2024 Budget

City of Duluth 2024 - 2026 Capital Equipment Program

City of Duluth Rolling Stock Vehicles

		2024	2025	2026	Total
Fire Department					
	Vehicles and Equipment	95,000	150,000	120,000	365,000
Police Department					
	Vehicles and Equipment	605,000	645,900	639,200	1,890,100
Park Maintenance					
	Vehicles and Equipment	305,000	400,000	240,000	945,000
Parks and Recreation					
	Vehicles and Equipment	40,000	-	-	40,000
Street Maintenance					
	Vehicles and Equipment	1,015,000	600,000	983,600	2,598,600
Transportation Engineering					
	Vehicles and Equipment	40,000	40,000	-	80,000
Rolling Stock Bond Total		2,100,000	1,835,900	1,982,800	5,918,700

City of Duluth Minnesota - 2024 Budget

Estimated Operating Costs for 2024 Rolling Stock Vehicles

Item Description	2024	2025	2026	2027	2028	2029	6-year total
Fire - 1 ton pickup squad with plow	911	1,875	31	428	2,000	2,500	7,745
Police - 9 marked squads/ ave per squad	1,625	4,086	8,155	4,732	2,387	1,858	22,843
Park maint - Trackless sidewalk cleaning tractor	2,048	5,771	7,560	9,650	5,771	11,752	42,552
Park maint - Toro Workman	5,243	3,002	2,908	6,184	8,626	7,362	33,325
Park maint - Garbage insert for pickup truck	500	500	500	500	500	500	3,000
Park maint - 3/4 ton pickup truck work truck	6,905	3,040	1,287	3,668	4,995	4,687	24,582
Parks and Rec - 1/2 ton pickup truck	550	232	625	1,619	4,291	1,014	8,331
Traffic Engineering - midsize SUV	1,548	940	707	948	2,531	1,514	8,188
Street maint - Loader snowblower	1,868	3,005	2,908	3,322	3,228	8,694	23,025
Street maint - 3 single axle plow trucks/ ave per truck	4,519	7,046	5,101	11,847	15,334	9,359	53,206
Street maint - 3/4 ton pickup truck work truck	6,905	3,040	1,287	3,668	4,995	4,687	24,582

City of Duluth Minnesota - 2024 Budget

City of Duluth 2024 - 2026 Capital Equipment Program

City of Duluth Rolling Stock Vehicle Goals*

*We may need to substitute a piece of equipment on the replacement plan with an item on the backlog list if the other asset has a major mechanical failure or requires costly repairs.

Fire Department - One Ton Pickup w/ Plow and Squad Upfitting

Description:

Will replace SUV rapid response vehicle to combine functions of plow truck and rapid response medical vehicle.

Funding Source:

Capital Equipment Bond

FY 2024

95,000



City Priority Strategic Alignment:

City Priority

Safe and Secure Community

Definition

Service Response: Provides for a well-planned, effective and prompt response to emergencies of all kinds, including individual calls for service, fires, public safety threats and natural disasters.

Police Department - Police Vehicles

Description:

Annual police vehicle replacement is required for overall police fleet sustainability. The Duluth Police Dept. needs to ensure our police vehicles are safe, efficient and functional in order to meet the expectations of our community.

Funding Source:

Capital Equipment Bond

FY 2024

605,000



City Priority Strategic Alignment:

City Priority

Safe and Secure Community

Definition

Safety Presence: Fosters a feeling of personal safety through a visible and approachable public safety presence, proactive prevention, community care-taking and education.

City of Duluth Minnesota - 2024 Budget

City of Duluth 2024 - 2026 Capital Equipment Program

City of Duluth Rolling Stock Vehicle Goals*

*We may need to substitute a piece of equipment on the replacement plan with an item on the backlog list if the other asset has a major mechanical failure or requires costly repairs.

Park Maintenance - Trackless Sidewalk Tractor

Description:

Will replace aged Trackless tractor that powers snowblowers and brooms for year round sidewalk cleaning.



Funding Source:

FY 2024

Capital Equipment Bond

185,000

City Priority Strategic Alignment:

City Priority

Green Space and Energy Conservation

Definition

Open Space Development: Design, develop and enhance its parks, trails, open spaces and recreation facilities, ensuring they are sustainable, convenient, safe, accessible, attractive and well-maintained.

Park Maintenance - Garbage Insert For Pickup Truck

Description:

Will be used to reduce manual garbage pickup and dumping. This is an insert that is mounted in a pickup truck that lifts trash bins to empty in hopper and dumps trash to unload.



Funding Source:

FY 2024

Capital Equipment Bond

30,000

City Priority Strategic Alignment:

City Priority

Green Space and Energy Conservation

Definition

Open Space Development: Design, develop and enhance its parks, trails, open spaces and recreation facilities, ensuring they are sustainable, convenient, safe, accessible, attractive and well-maintained.

City of Duluth Minnesota - 2024 Budget

City of Duluth 2024 - 2026 Capital Equipment Program

City of Duluth Rolling Stock Vehicle Goals*

*We may need to substitute a piece of equipment on the replacement plan with an item on the backlog list if the other asset has a major mechanical failure or requires costly repairs.

Park Maintenance - 3/4 Ton Pickup Truck

Description:

Will replace 2009 3/4 ton pickup truck.

Funding Source:

Capital Equipment Bond

FY 2024

55,000



City Priority Strategic Alignment:

City Priority

Green Space and Energy Conservation

Definition

Open Space Development: Design, develop and enhance its parks, trails, open spaces and recreation facilities, ensuring they are sustainable, convenient, safe, accessible, attractive and well-maintained.

Park Maintenance - Toro Workman

Description:

Will replace 2002 Toro Workman.

Funding Source:

Capital Equipment Bond

FY 2024

35,000



City Priority Strategic Alignment:

City Priority

Green Space and Energy Conservation

Definition

Open Space Development: Design, develop and enhance its parks, trails, open spaces and recreation facilities, ensuring they are sustainable, convenient, safe, accessible, attractive and well-maintained.

City of Duluth Minnesota - 2024 Budget

City of Duluth 2024 - 2026 Capital Equipment Program

City of Duluth Rolling Stock Vehicle Goals*

*We may need to substitute a piece of equipment on the replacement plan with an item on the backlog list if the other asset has a major mechanical failure or requires costly repairs.

Parks and Rec - Crewcab Pickup

Description:

Daily use, with capacity to haul a trailer, for mobile rec programming to deliver our programs to parks throughout our community, as well as bringing 'parks' to schools, community events, libraries, and youth serving agencies.



Funding Source:

FY 2024

Capital Equipment Bond

40,000

City Priority Strategic Alignment:

City Priority

Green Space and Energy Conservation


Definition

Environmental Awareness: Encourages connection to our natural world through education and increased awareness regarding alternative mobility options, "green practices", energy efficiency, and resource conservation.

Street Maintenance - (3) Plow Trucks

Description:

Plow trucks are used for snow plowing, sanding of roads, hauling blacktop, gravel, sand, salt, and other materials.



Funding Source:

FY 2024

Capital Equipment Bond

690,000

City Priority Strategic Alignment:

City Priority

Infrastructure

Definition

Transportation: Continually invest in building and improving a well-designed, well-maintained, accessible transportation system of safe and sustainable roadways, street lights, sidewalks and bridges.

City of Duluth Minnesota - 2024 Budget

City of Duluth 2024 - 2026 Capital Equipment Program

City of Duluth Rolling Stock Vehicle Goals*

*We may need to substitute a piece of equipment on the replacement plan with an item on the backlog list if the other asset has a major mechanical failure or requires costly repairs.

Street Maintenance - 3/4 Ton Pickup Truck

Description:

Will replace 1995 3/4 ton pickup used for equipment fueling and arrowboard for road work operations.

Funding Source:

FY 2024

Capital Equipment Bond

55,000

City Priority Strategic Alignment:

City Priority

Safe and Secure Community

Definition

Transportation: Designs and constructs a safe transportation network that is well maintained, accessible and enhances traffic flow for all types of mobility options.



Street Maintenance - LaRue Wheel Loader Mounted Snowblower

Description:

Will be replacing SnoGo truck mounted snowblower and mount to existing wheel loader.

Funding Source:

FY 2024

Capital Equipment Bond

270,000

City Priority Strategic Alignment:

City Priority

Safe and Secure Community

Definition

Transportation: Designs and constructs a safe transportation network that is well maintained, accessible and enhances traffic flow for all types of mobility options.



City of Duluth Minnesota - 2024 Budget

City of Duluth 2024 - 2026 Capital Equipment Program

City of Duluth Rolling Stock Vehicle Goals*

*We may need to substitute a piece of equipment on the replacement plan with an item on the backlog list if the other asset has a major mechanical failure or requires costly repairs.

Transportation Engineering - Engineering SUV

Description:

Used to transport employees and materials to job sites.

Funding Source:

Capital Equipment Bond

FY 2024

40,000

City Priority Strategic Alignment:

City Priority

Safe and Secure Community

Definition

Transportation: Designs and constructs a safe transportation network that is well maintained, accessible and enhances traffic flow for all types of mobility options.



City of Duluth Minnesota - 2024 Budget

City of Duluth 2024 - 2026 Capital Equipment Program

City of Duluth Non-Rolling Stock Equipment

		2024	2025	2026	Total
IT					
	Life Cycle Projects	1,225,000	975,000	725,000	2,925,000
	Innovation Projects	100,000	355,000	605,000	1,060,000
Subtotal IT		1,325,000	1,330,000	1,330,000	3,985,000
Fire					
	Personal Protection Equipment	68,000	75,000	167,500	310,500
	Large Diameter Hose	-	22,500	30,000	52,500
	Thermal Imaging Camera	-	73,000	15,000	88,000
	Turnout Gear Extractor(s)	-	10,000	-	10,000
	Rescue Equipment	20,000	12,000	7,500	39,500
Subtotal Fire		88,000	192,500	220,000	500,500
Police					
	Police Equipment	25,000	192,500	220,000	437,500
Subtotal Police		25,000	192,500	220,000	437,500
Transportation Engineering					
	Concrete Saw	-	20,000	-	20,000
	J-Barrier Picker	-	5,000	-	5,000
	Engineering GPS Units	60,000	30,000	-	90,000
Subtotal Transportation Engineering		60,000	55,000	-	115,000
Non-Rolling Stock Bond Total		1,498,000	1,770,000	1,770,000	5,038,000

City of Duluth Minnesota - 2024 Budget

Operating Costs for 2024 Non Rolling Stock Equipment

Item Description	2024	2025	2026	2027	2028	2029	6-year total
Network Equipment							
Replacements	20,000	30,000	20,000	20,000	30,000	30,000	150,000
ARMER Radio Replacements	20,000	20,000	20,000	20,000	20,000	20,000	120,000
Document Mgt	70,000	70,000	100,000	100,000	100,000	70,000	510,000
Engineering Drone	-	4,500	4,500	4,500	4,500	4,500	22,500

City of Duluth Minnesota - 2024 Budget

City of Duluth 2024 - 2026 Capital Equipment Program

City of Duluth Non-Rolling Stock Equipment

IT - Life Cycle Projects

Description:

Technology solutions have a usable and effective life span. Life cycle replacement projects are designed to maintain functionality and user productivity through acquiring, tracking, supporting and decommissioning existing technology solutions.



Life Cycle Project Goals:	<u>2024-2026</u>
Radio Replacements	450,000
Enterprise Wide PC/Laptop Replacements	750,000
Civil Defense Siren Replacement	400,000
Wireless APs	200,000
Blades at Citon and Haines	30,000
Card Access Server	5,000
Core/Compute Switch Replacement	75,000
Camera System Hardware Replacements	70,000
Pictometry/Lidar Imagery	45,000
Network Equipment Replacements	525,000
Security Regulations	50,000
Communication System Replacements	100,000
Street Maintenance Sign Printer	10,000
Fire Video Conferencing	50,000
Phone System Replacement	260,000
Total	<u>3,020,000</u>

*estimated project costs

City Priority Strategic Alignment:

City Priority

Innovation and Excellence in Service

Definition

Customer Service: Ensures timely and effective two-way communication with internal customers, residents, and businesses providing equal access to information encouraging input from all areas of the organization and the community at large.

Funding Source:

Capital Equipment Bond	3,020,000
------------------------	-----------

City of Duluth Minnesota - 2024 Budget

City of Duluth 2024 - 2026 Capital Equipment Program

City of Duluth Non-Rolling Stock Equipment

IT - Innovation Projects

Description:

Innovation projects encompass the creation, development and/or implementation of a new product, process or service, with the aim of aligning technology projects to the City wide organizational goals.



Innovation Project Goals:

ITSC Project Planning	650,000
Conference Rooms Technology Needs	20,000
Document Mgt	250,000
PC / Peripheral Adds	10,000
Engineering Drone	30,000
Total	960,000

2024-2026 *estimated project costs

Funding Source:

Capital Equipment Bond	960,000
------------------------	---------



City Priority Strategic Alignment:

City Priority

Innovation and Excellence in Service

Definition

Customer Service: Ensures timely and effective two-way communication with internal customers, residents, and businesses providing equal access to information encouraging input from all areas of the organization and the community at large.

City of Duluth Minnesota - 2024 Budget

City of Duluth 2024 - 2026 Capital Equipment Program

City of Duluth Non-Rolling Stock Equipment

Fire - Personal Protection Equipment

Description:

This equipment will be replaced in compliance with industry standards for cancer reduction and prevention.

Funding Source:

FY 2024

Capital Equipment Bond

68,000



City Priority Strategic Alignment:

City Priority

Safe and Secure Community

Definition

Service Response: Provides for a well-planned, effective and prompt response to emergencies of all kinds, including individual calls for service, fires, public safety threats and natural disasters.

Fire - Rescue Equipment

Description:

Includes specialized harnesses in need of replacement which enables high and low angle rescue from confined spaces and wilderness areas.

Funding Source:

FY 2024

Capital Equipment Bond

20,000



City Priority Strategic Alignment:

City Priority

Safe and Secure Community

Definition

Service Response: Provides for a well-planned, effective and prompt response to emergencies of all kinds, including individual calls for service, fires, public safety threats and natural disasters.

City of Duluth Minnesota - 2024 Budget

City of Duluth 2024 - 2026 Capital Equipment Program

City of Duluth Non-Rolling Stock Equipment

Transportation Engineering - Engineering GPS Units

Description:

GPS Units are used for locating and recording above ground infrastructure.

Funding Source:

FY 2024

Capital Equipment Bond

60,000

City Priority Strategic Alignment:

City Priority

Safe and Secure Community

Definition

Transportation: Designs and constructs a safe transportation network that is well maintained, accessible and enhances traffic flow for all types of mobility options.



City of Duluth Minnesota - 2024 Budget

City of Duluth 2024 - 2026 Capital Equipment Program

Utility Funds Capital Equipment Summary

	2024	2025	2026	Total
Water Fund				
Vehicles and Equipment	273,350	345,775	347,000	966,125
Non-Rolling Capital Equipment	188,895	50,000	50,000	288,895
Subtotal Water Fund	462,245	395,775	397,000	1,255,020
Gas Fund				
Vehicles and Equipment	381,350	387,325	348,200	1,116,875
Non-Rolling Capital Equipment	25,795	50,000	50,000	125,795
Subtotal Gas Fund	407,145	437,325	398,200	1,242,670
Sanitary Sewer Fund				
Vehicles and Equipment	311,850	604,275	284,375	1,200,500
Non-Rolling Capital Equipment	17,610	20,000	20,000	57,610
Subtotal Sanitary Sewer Fund	329,460	624,275	304,375	1,258,110
Stormwater Fund				
Vehicles and Equipment	288,950	425,125	299,925	1,014,000
Non-Rolling Capital Equipment	19,910	20,000	20,000	59,910
Subtotal Stormwater Fund	308,860	445,125	319,925	1,073,910
Street Lighting Fund				
Vehicles and Equipment	55,000	25,000	11,000	91,000
Subtotal Street Lighting Fund	55,000	25,000	11,000	91,000
Utility Funds Total	1,562,710	1,927,500	1,430,500	4,920,710

City of Duluth Minnesota - 2024 Budget

City of Duluth 2024 - 2026 Capital Equipment Program

City of Duluth Utilities Rolling Stock Vehicles

*We may need to substitute a piece of equipment on the replacement plan with an item on the backlog list if the other asset has a major mechanical failure or requires costly repairs.

Public Works and Utilities

Assorted Pickup Trucks, Cars, Vans, and SUVs

Description:

Standard 1/2 Ton, 3/4 Ton, and 1 Ton pickup trucks for operations.

Funding Source:

	FY 2024
Water Fund	97,800
Gas Fund	291,900
Sanitary Sewer Fund	57,900
Stormwater Fund	33,400
Street Lighting	55,000
Total	536,000



City Priority Strategic Alignment:

City Priority

Infrastructure

Definition

Transportation: Continually invest in building and improving a well-designed, well-maintained, accessible transportation system of safe and sustainable roadways, street lights, sidewalks and bridges.

Public Works and Utilities

Service Trucks with air compressor

Description:

Used to carry materials and tools to jobsites.

Funding Source:

	FY 2024
Water Fund	163,800
Gas Fund	37,800
Sanitary Sewer Fund	25,200
Stormwater Fund	25,200
Total	252,000



City Priority Strategic Alignment:

City Priority

Infrastructure

Definition

Utilities: Design, build, improve and proactively maintain a utility infrastructure system that provides safe, affordable and reliable water, sewer, storm drainage, natural gas, steam and hot water services to the community.

City of Duluth Minnesota - 2024 Budget

City of Duluth 2024 - 2026 Capital Equipment Program

City of Duluth Utilities Rolling Stock Vehicles

*We may need to substitute a piece of equipment on the replacement plan with an item on the backlog list if the other asset has a major mechanical failure or requires costly repairs.

Public Works and Utilities

(2) Sewer TV Van

Description:

Used to view and image sewers.

Funding Source:

Sanitary Sewer Fund
Stormwater Fund

	FY 2024
	200,000
	200,000
Total	400,000



City Priority Strategic Alignment:

City Priority

Infrastructure

Definition

Utilities: Design, build, improve and proactively maintain a utility infrastructure system that provides safe, affordable and reliable water, sewer, storm drainage, natural gas, steam and hot water services to the community.

Public Works and Utilities

Mini Excavator & Trailer

Description:

Used for small worksite excavation.

Funding Source:

Water Fund
Gas Fund
Sanitary Sewer Fund
Stormwater Fund

	FY 2024
	5,150
	36,050
	5,150
	5,150
Total	51,500



City Priority Strategic Alignment:

City Priority

Infrastructure

Definition

Utilities: Design, build, improve and proactively maintain a utility infrastructure system that provides safe, affordable and reliable water, sewer, storm drainage, natural gas, steam and hot water services to the community.

City of Duluth Minnesota - 2024 Budget

City of Duluth 2024 - 2026 Capital Equipment Program

City of Duluth Utilities Rolling Stock Vehicles

*We may need to substitute a piece of equipment on the replacement plan with an item on the backlog list if the other asset has a major mechanical failure or requires costly repairs.

Public Works and Utilities

Accessory Equipment - Welder, Generator, Steamer

Description:

Assist large equipment to complete work.

Funding Source:

	<u>FY 2024</u>
Water Fund	6,600
Gas Fund	15,600
Sanitary Sewer Fund	23,600
Stormwater Fund	25,200

Total 71,000

City Priority Strategic Alignment:

City Priority

Infrastructure

Definition

Utilities: Design, build, improve and proactively maintain a utility infrastructure system that provides safe, affordable and reliable water, sewer, storm drainage, natural gas, steam and hot water services to the community.



City of Duluth Minnesota - 2024 Budget

City of Duluth 2024 - 2026 Capital Equipment Program

City of Duluth Other Non-Rolling Stock Equipment

Public Works & Utilities

(3) Trimble GPS

Description:

GPS Units are used for locating and recording above ground infrastructure.

Funding Source:

	<u>FY 2024</u>
Water Fund	13,360
Gas Fund	13,360
Sanitary Sewer Fund	13,360
Stormwater Fund	13,360
Total	<u>53,440</u>



City Priority Strategic Alignment:

City Priority

Infrastructure

Definition

Utilities: Design, build, improve and proactively maintain a utility infrastructure system that provides safe, affordable and reliable water, sewer, storm drainage, natural gas, steam and hot water services to the community.

Public Works & Utilities

(2) NTU Meter

Description:

Water testing equipment.

Funding Source:

	<u>FY 2024</u>
Water Fund	16,500
Total	<u>16,500</u>



City Priority Strategic Alignment:

City Priority

Infrastructure

Definition

Utilities: Design, build, improve and proactively maintain a utility infrastructure system that provides safe, affordable and reliable water, sewer, storm drainage, natural gas, steam and hot water services to the community.

City of Duluth Minnesota - 2024 Budget

City of Duluth 2024 - 2026 Capital Equipment Program

City of Duluth Other Non-Rolling Stock Equipment

Public Works & Utilities

Janitorial Equipment

Description:

Clean floors in Public Works facilities.

Funding Source:

	<u>FY 2024</u>
Water Fund	25,250
Gas Fund	4,250
Sanitary Fund	4,250
Stormwater Fund	4,250
Total	<u>38,000</u>



City Priority Strategic Alignment:

City Priority

Infrastructure

Definition

Utilities: Design, build, improve and proactively maintain a utility infrastructure system that provides safe, affordable and reliable water, sewer, storm drainage, natural gas, steam and hot water services to the community.

Public Works & Utilities

IT Equipment and Software

Description:

Computer software and equipment used to help Public Works be more efficient.

Funding Source:

	<u>FY 2024</u>
Water Fund	133,785
Gas Fund	8,185
Stormwater Fund	2,300
Total	<u>144,270</u>

City Priority Strategic Alignment:

City Priority

Infrastructure

Definition

Utilities: Design, build, improve and proactively maintain a utility infrastructure system that provides safe, affordable and reliable water, sewer, storm drainage, natural gas, steam and hot water services to the community.